



2008-2009 GMT Quarterly Report for District (or Undistricted) **District 1 A**



GMT: **DENNIS D COBLER**

Location: **ILLINOIS**

GMT CA: **1 & 2**

CLUBS

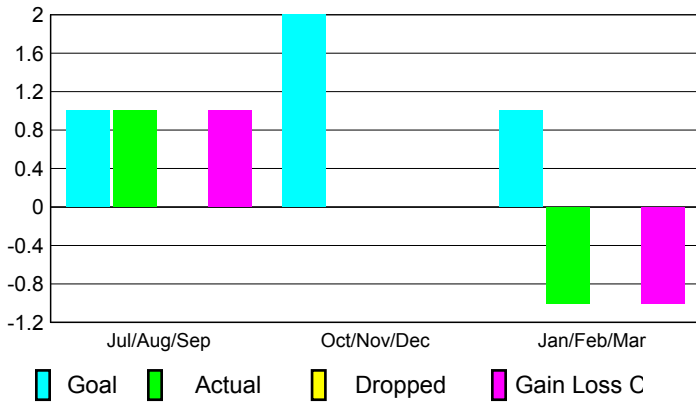
Club Results 2008-2009

Clubs 2007-2008

Month	New Club Goal	Actual New Clubs	Actual Dropped Clubs	Gain/Loss of Clubs	Gain/Loss of Clubs
Jul/Aug/Sep	1	1	0	1	1
Oct/Nov/Dec	2	0	0	0	-2
Jan/Feb/Mar	1	-1	0	-1	-1
Totals	4	0	0	0	-2

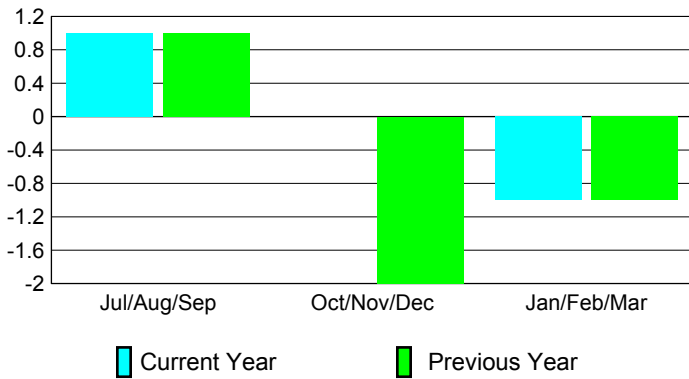
Club Results 2008-2009

Goal, New, Dropped, Gain/Loss



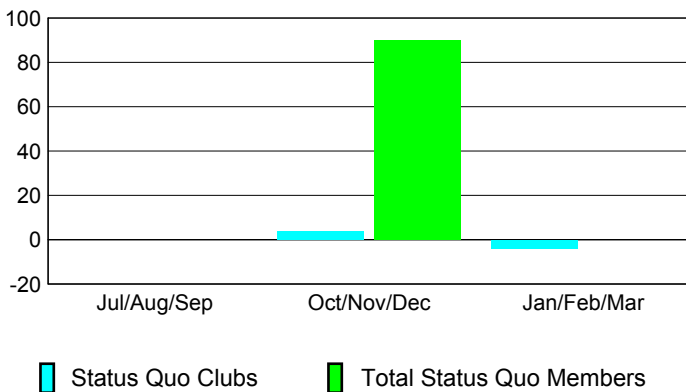
Comparison of Club Gain/Loss

Current Year Compared to the Previous Year



YTD Status Quo Clubs 2008-2009

Status Quo Clubs Compared to Status Quo Members



MEMBERSHIP

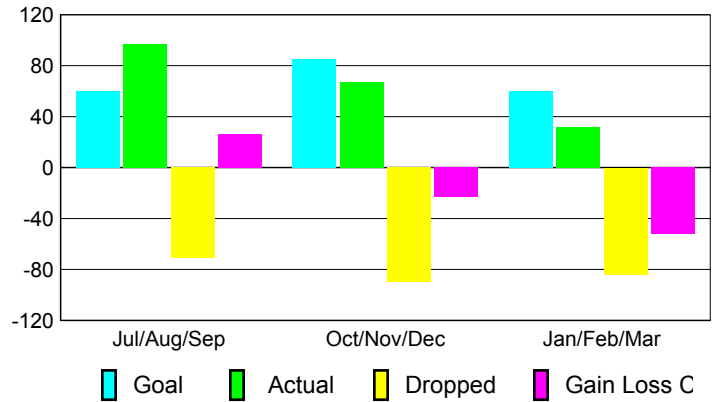
Membership Results 2008-2009

Membership 2007-2008

Month	Net Memb Goal	Actual New Memb	Actual Dropped Memb	Gain/Loss of Memb	Gain/Loss of Memb
Jul/Aug/Sep	60	97	-71	26	20
Oct/Nov/Dec	85	67	-90	-23	-30
Jan/Feb/Mar	60	32	-84	-52	-25
Totals	205	196	-245	-49	-35

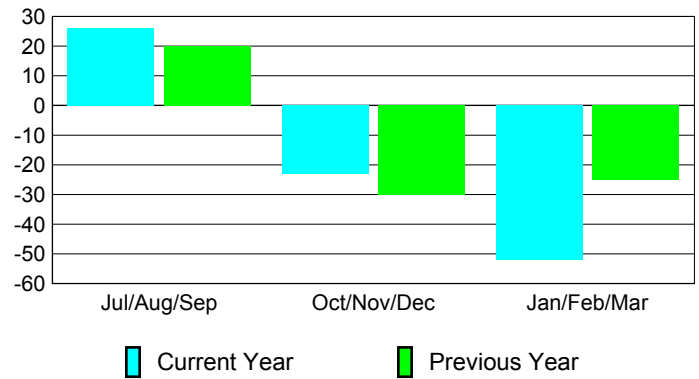
Membership Results 2008-2009

Goal, New, Dropped, Gain/Loss

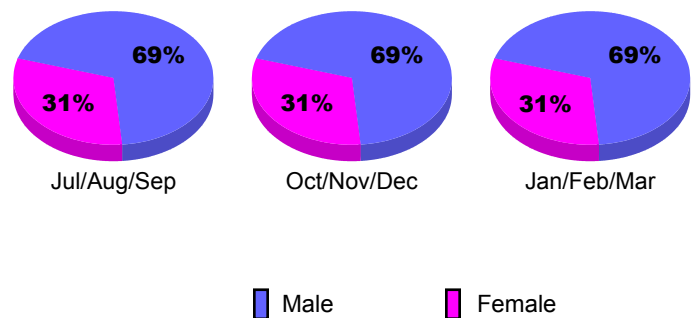


Comparison of Membership Gain/Loss

Current Year Compared to the Previous Year



Gender Comparison 2008-2009





2008-2009 GMT Quarterly Report for District (or Undistricted) **District 1 B**



GMT: **DENNIS D COBLER**

Location: **ILLINOIS**

GMT CA: **1 & 2**

CLUBS

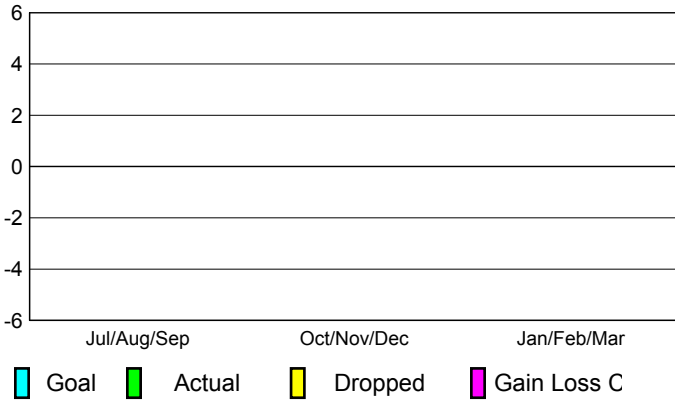
Club Results 2008-2009

Clubs 2007-2008

Month	New Club Goal	Actual New Clubs	Actual Dropped Clubs	Gain/Loss of Clubs	Gain/Loss of Clubs
Jul/Aug/Sep	0	0	0	0	0
Oct/Nov/Dec	0	0	0	0	0
Jan/Feb/Mar	0	0	0	0	0
Totals	0	0	0	0	0


Club Results 2008-2009

Goal, New, Dropped, Gain/Loss



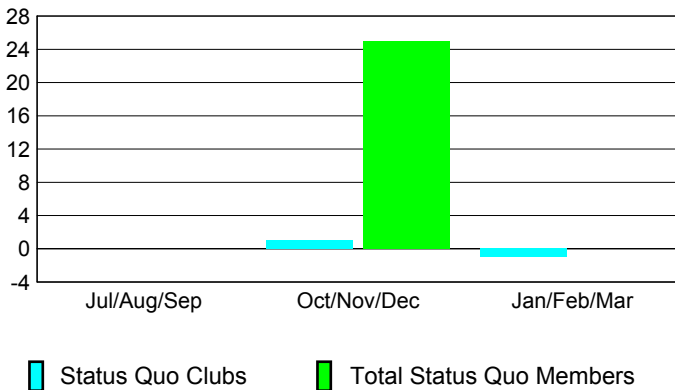
Comparison of Club Gain/Loss

Current Year Compared to the Previous Year



YTD Status Quo Clubs 2008-2009

Status Quo Clubs Compared to Status Quo Members



MEMBERSHIP

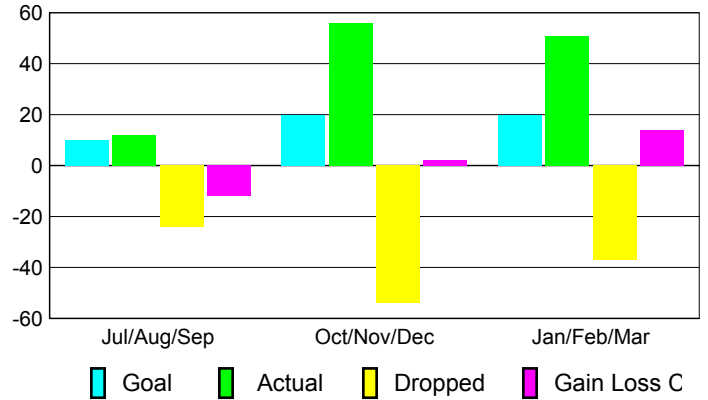
Membership Results 2008-2009

Membership 2007-2008

Month	Net Memb Goal	Actual New Memb	Actual Dropped Memb	Gain/Loss of Memb	Gain/Loss of Memb
Jul/Aug/Sep	10	12	-24	-12	5
Oct/Nov/Dec	20	56	-54	2	3
Jan/Feb/Mar	20	51	-37	14	0
Totals	50	119	-115	4	8

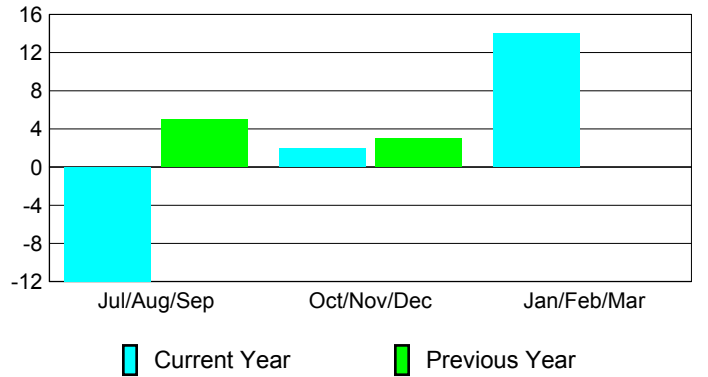
Membership Results 2008-2009

Goal, New, Dropped, Gain/Loss

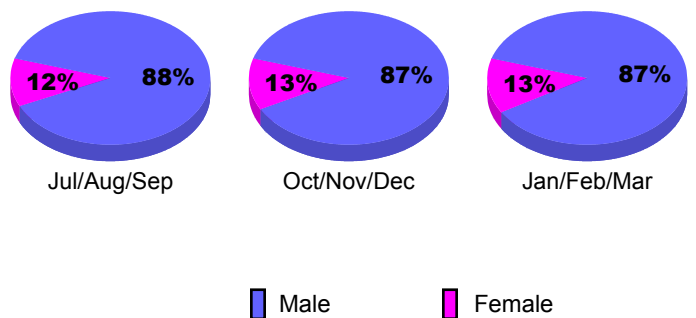


Comparison of Membership Gain/Loss

Current Year Compared to the Previous Year



Gender Comparison 2008-2009





2008-2009 GMT Quarterly Report for District (or Undistricted) **District 1 CN**



GMT: **DENNIS D COBLER**

Location: **ILLINOIS**

GMT CA: **1 & 2**

CLUBS

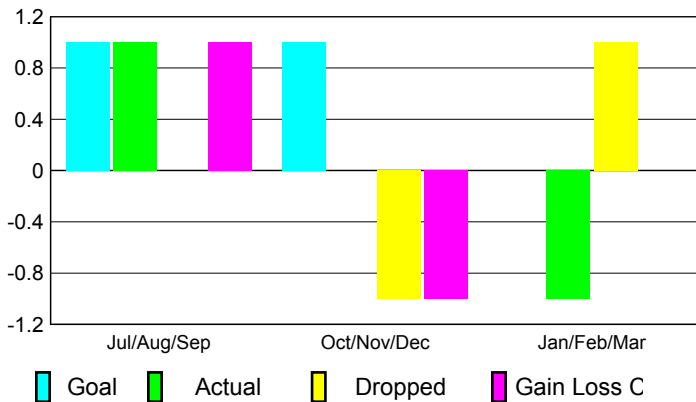
Club Results 2008-2009

Clubs 2007-2008

Month	New Club	Actual New Clubs	Actual Dropped Clubs	Gain/Loss of Clubs	Gain/Loss of Clubs
	Goal	Clubs	Clubs	Clubs	Clubs
Jul/Aug/Sep	1	1	0	1	0
Oct/Nov/Dec	1	0	-1	-1	0
Jan/Feb/Mar	0	-1	1	0	0
Totals	2	0	0	0	0

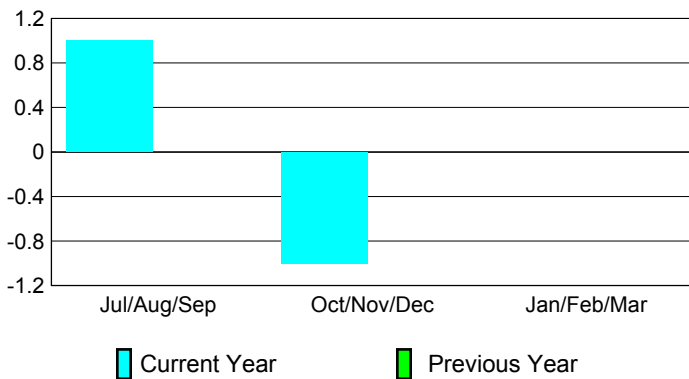
Club Results 2008-2009

Goal, New, Dropped, Gain/Loss



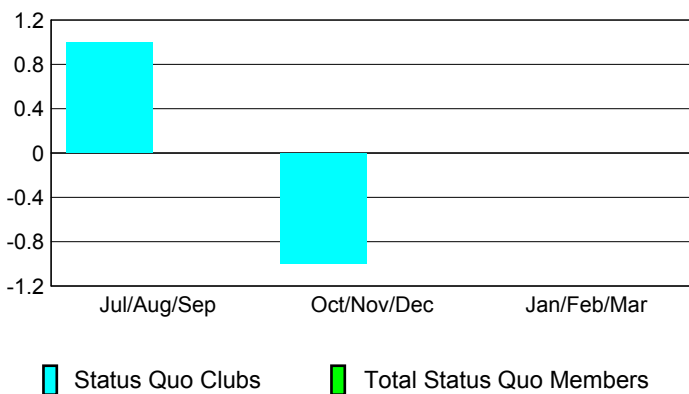
Comparison of Club Gain/Loss

Current Year Compared to the Previous Year



YTD Status Quo Clubs 2008-2009

Status Quo Clubs Compared to Status Quo Members



MEMBERSHIP

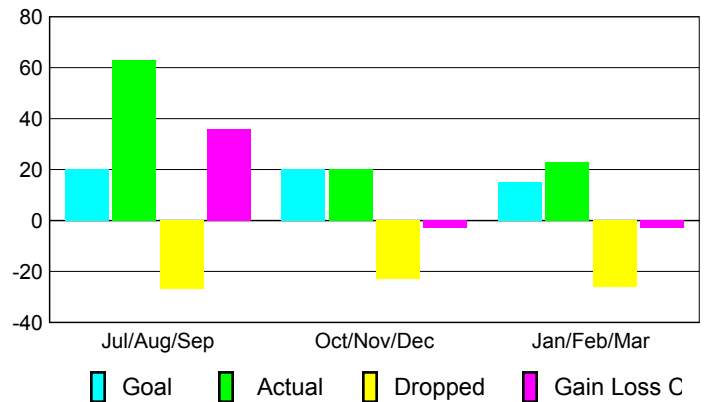
Membership Results 2008-2009

Membership 2007-2008

Month	Net Memb	Actual New Memb	Actual Dropped Memb	Gain/Loss of Memb	Gain/Loss of Memb
	Goal	Memb	Memb	Memb	Memb
Jul/Aug/Sep	20	63	-27	36	6
Oct/Nov/Dec	20	20	-23	-3	27
Jan/Feb/Mar	15	23	-26	-3	14
Totals	55	106	-76	30	47

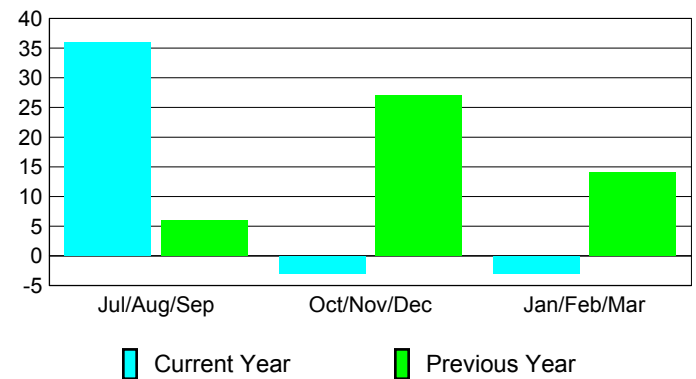
Membership Results 2008-2009

Goal, New, Dropped, Gain/Loss

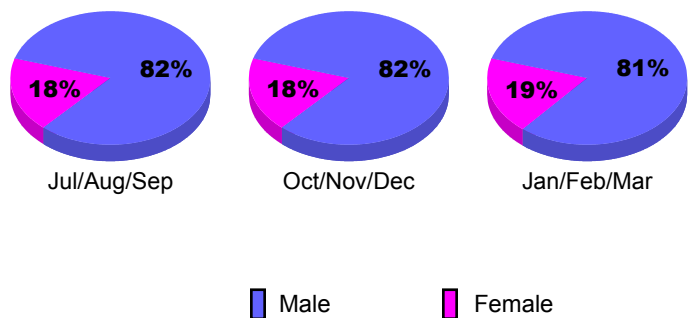


Comparison of Membership Gain/Loss

Current Year Compared to the Previous Year



Gender Comparison 2008-2009





2008-2009 GMT Quarterly Report for District (or Undistricted) **District 1 CS**



GMT: **DENNIS D COBLER**

Location: **ILLINOIS**

GMT CA: **1 & 2**

CLUBS

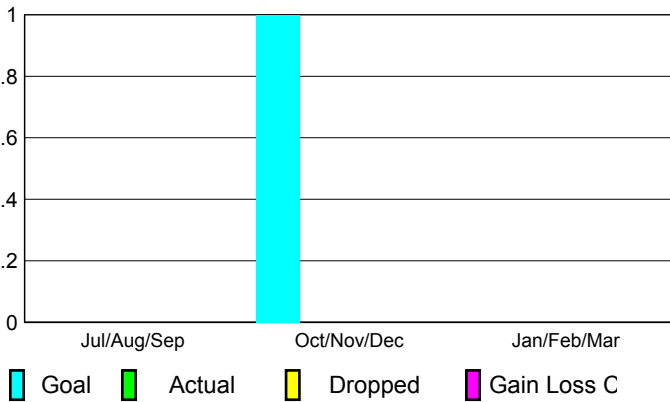
Club Results 2008-2009

Clubs 2007-2008

Month	New Club Goal	Actual New Clubs	Actual Dropped Clubs	Gain/Loss of Clubs	Gain/Loss of Clubs
Jul/Aug/Sep	0	0	0	0	0
Oct/Nov/Dec	1	0	0	0	-1
Jan/Feb/Mar	0	0	0	0	0
Totals	1	0	0	0	-1

Club Results 2008-2009

Goal, New, Dropped, Gain/Loss



MEMBERSHIP

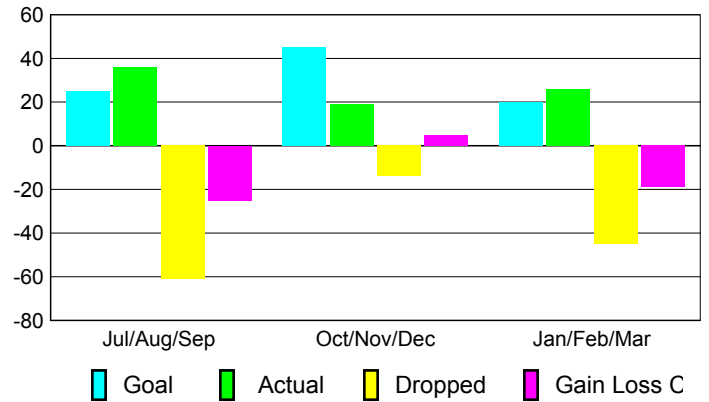
Membership Results 2008-2009

Membership 2007-2008

Month	Net Memb Goal	Actual New Memb	Actual Dropped Memb	Gain/Loss of Memb	Gain/Loss of Memb
Jul/Aug/Sep	25	36	-61	-25	-1
Oct/Nov/Dec	45	19	-14	5	-2
Jan/Feb/Mar	20	26	-45	-19	10
Totals	90	81	-120	-39	7

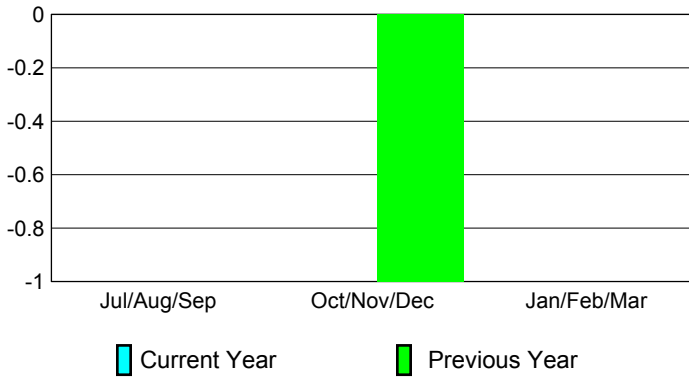
Membership Results 2008-2009

Goal, New, Dropped, Gain/Loss



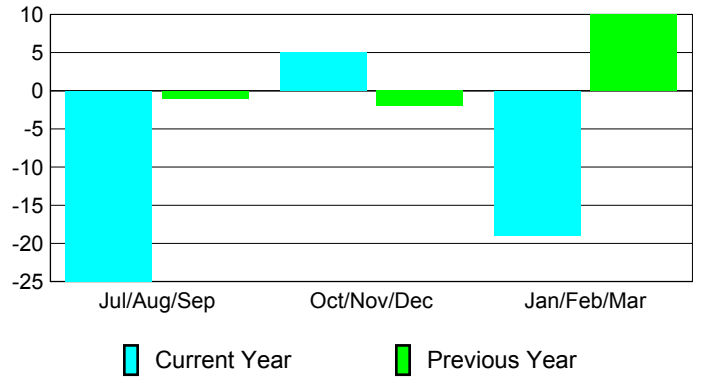
Comparison of Club Gain/Loss

Current Year Compared to the Previous Year




Comparison of Membership Gain/Loss

Current Year Compared to the Previous Year

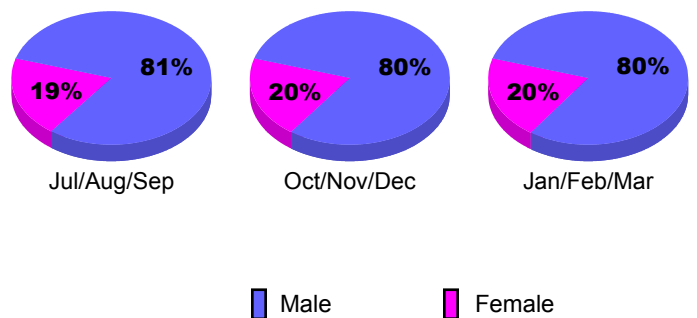


YTD Status Quo Clubs 2008-2009

Status Quo Clubs Compared to Status Quo Members



Gender Comparison 2008-2009





2008-2009 GMT Quarterly Report for District (or Undistricted) **District 1 D**



GMT: **DENNIS D COBLER**

Location: **ILLINOIS**

GMT CA: **1 & 2**

CLUBS

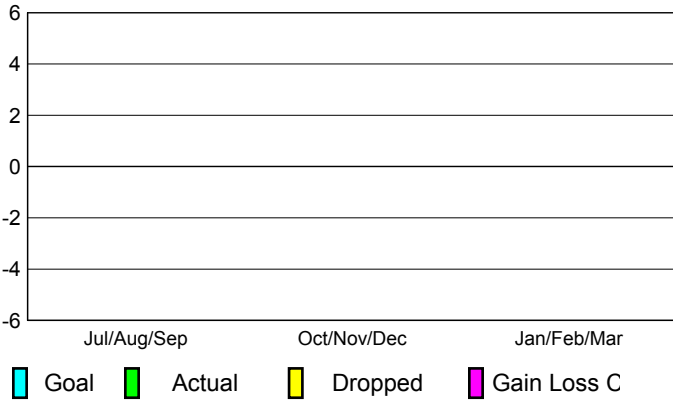
Club Results 2008-2009

Clubs 2007-2008

Month	New Club Goal	Actual New Clubs	Actual Dropped Clubs	Gain/Loss of Clubs	Gain/Loss of Clubs
Jul/Aug/Sep	0	0	0	0	0
Oct/Nov/Dec	0	0	0	0	-1
Jan/Feb/Mar	0	0	0	0	0
Totals	0	0	0	0	-1

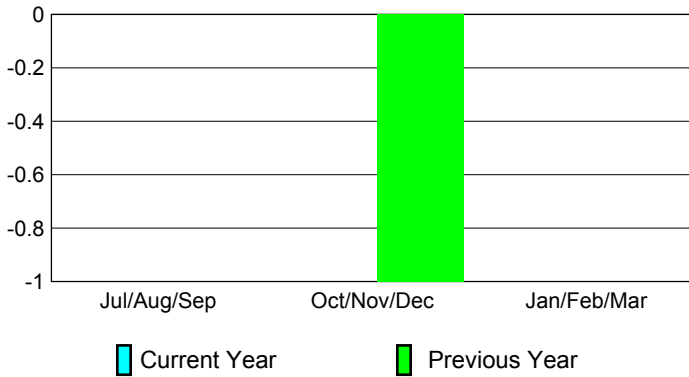
Club Results 2008-2009

Goal, New, Dropped, Gain/Loss




Comparison of Club Gain/Loss

Current Year Compared to the Previous Year



YTD Status Quo Clubs 2008-2009

Status Quo Clubs Compared to Status Quo Members



MEMBERSHIP

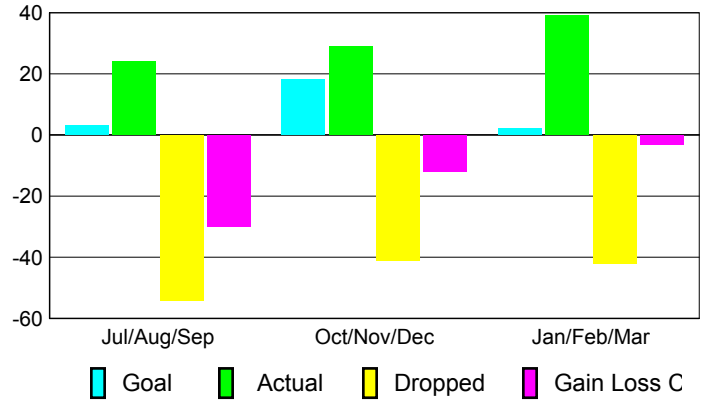
Membership Results 2008-2009

Membership 2007-2008

Month	Net Memb Goal	Actual New Memb	Actual Dropped Memb	Gain/Loss of Memb	Gain/Loss of Memb
Jul/Aug/Sep	3	24	-54	-30	-16
Oct/Nov/Dec	18	29	-41	-12	4
Jan/Feb/Mar	2	39	-42	-3	-24
Totals	23	92	-137	-45	-36

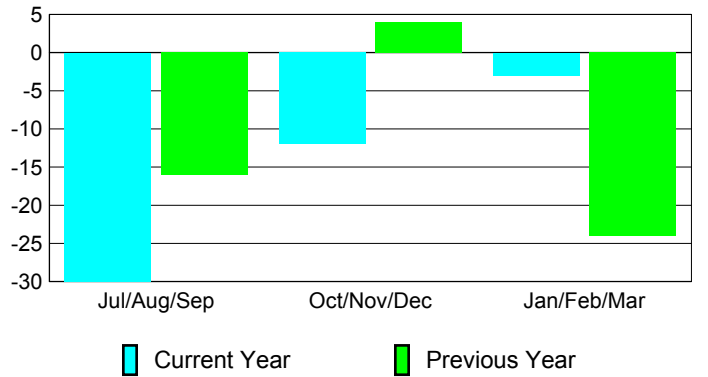
Membership Results 2008-2009

Goal, New, Dropped, Gain/Loss

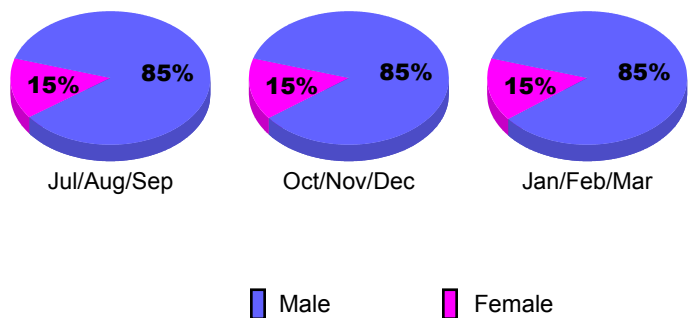


Comparison of Membership Gain/Loss

Current Year Compared to the Previous Year



Gender Comparison 2008-2009





2008-2009 GMT Quarterly Report for District (or Undistricted) **District 1 E**



GMT: **DENNIS D COBLER**

Location: **ILLINOIS**

GMT CA: **1 & 2**

CLUBS

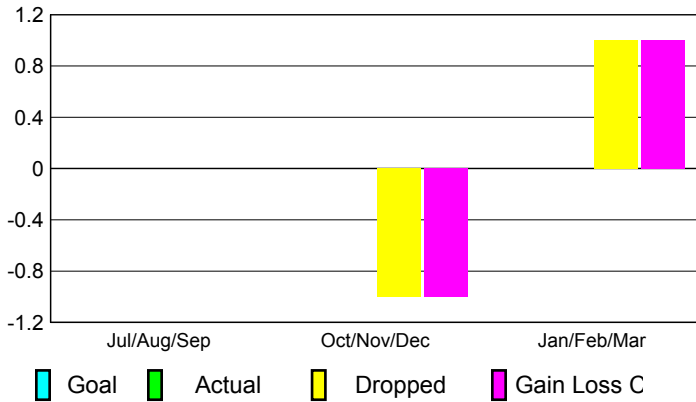
Club Results 2008-2009

Clubs 2007-2008

Month	New Club Goal	Actual New Clubs	Actual Dropped Clubs	Gain/Loss of Clubs	Gain/Loss of Clubs
Jul/Aug/Sep	0	0	0	0	0
Oct/Nov/Dec	0	0	-1	-1	0
Jan/Feb/Mar	0	0	1	1	0
Totals	0	0	0	0	0

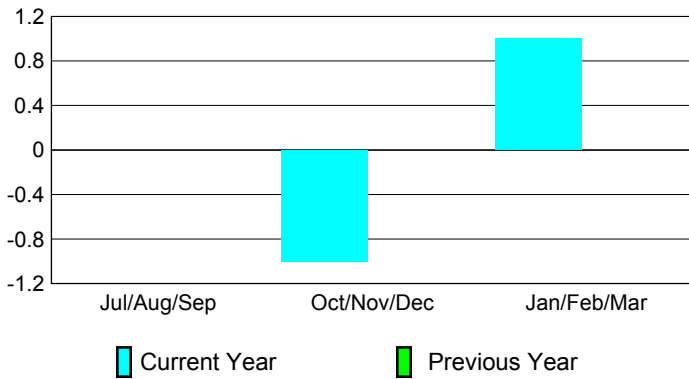
Club Results 2008-2009

Goal, New, Dropped, Gain/Loss



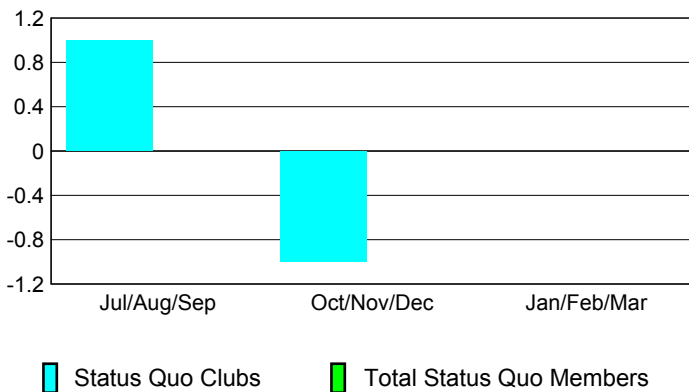
Comparison of Club Gain/Loss

Current Year Compared to the Previous Year



YTD Status Quo Clubs 2008-2009

Status Quo Clubs Compared to Status Quo Members



MEMBERSHIP

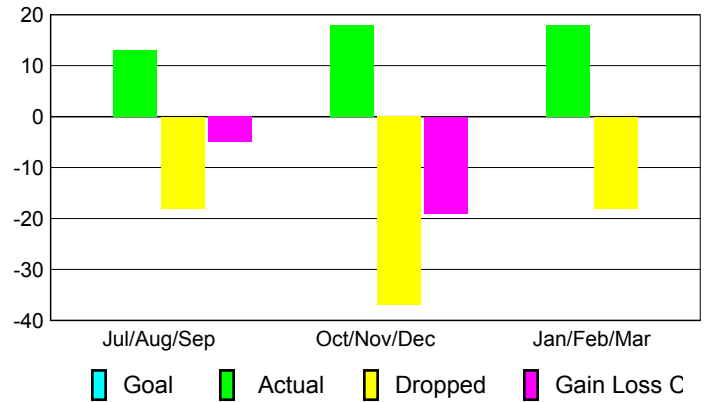
Membership Results 2008-2009

Membership 2007-2008

Month	Net Memb Goal	Actual New Memb	Actual Dropped Memb	Gain/Loss of Memb	Gain/Loss of Memb
Jul/Aug/Sep	0	13	-18	-5	-4
Oct/Nov/Dec	0	18	-37	-19	-4
Jan/Feb/Mar	0	18	-18	0	-15
Totals	0	49	-73	-24	-23

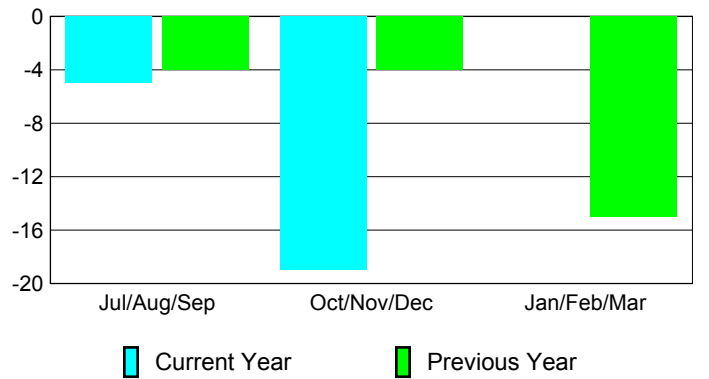
Membership Results 2008-2009

Goal, New, Dropped, Gain/Loss

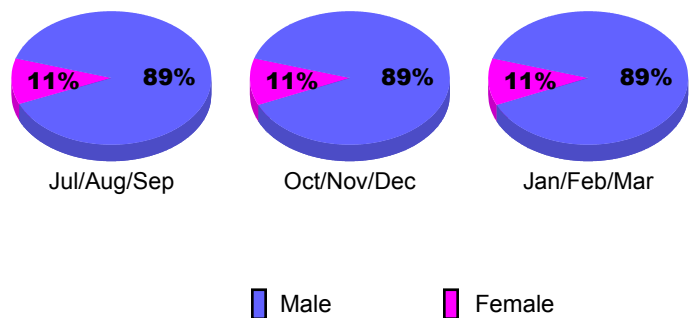


Comparison of Membership Gain/Loss

Current Year Compared to the Previous Year



Gender Comparison 2008-2009





2008-2009 GMT Quarterly Report for District (or Undistricted) **District 1 F**



GMT: **DENNIS D COBLER**

Location: **ILLINOIS**

GMT CA: **1 & 2**

CLUBS

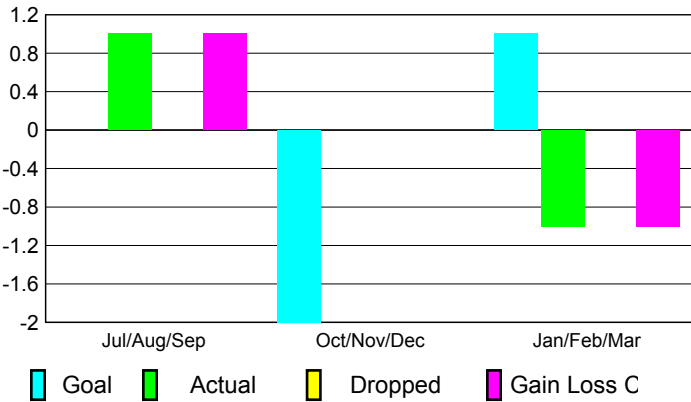
Club Results 2008-2009

Clubs 2007-2008

Month	New Club Goal	Actual New Clubs	Actual Dropped Clubs	Gain/Loss of Clubs	Gain/Loss of Clubs
Jul/Aug/Sep	0	1	0	1	0
Oct/Nov/Dec	-2	0	0	0	0
Jan/Feb/Mar	1	-1	0	-1	1
Totals	-1	0	0	0	1

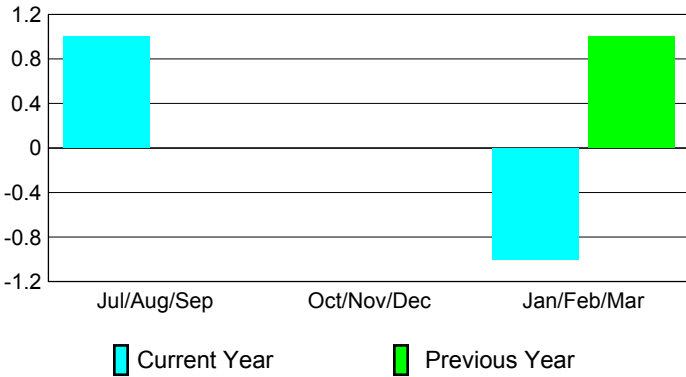
Club Results 2008-2009

Goal, New, Dropped, Gain/Loss




Comparison of Club Gain/Loss

Current Year Compared to the Previous Year



YTD Status Quo Clubs 2008-2009

Status Quo Clubs Compared to Status Quo Members



MEMBERSHIP

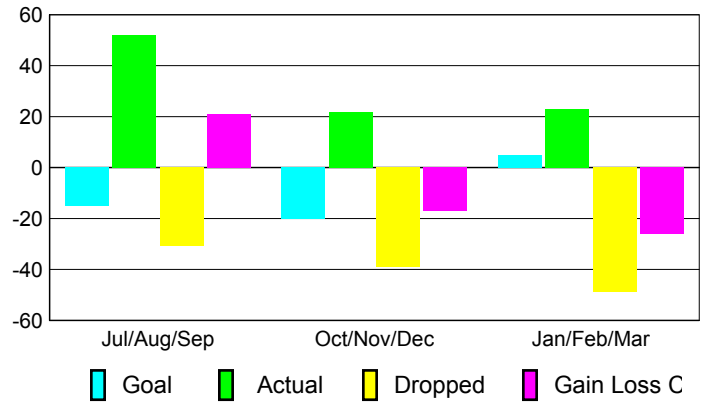
Membership Results 2008-2009

Membership 2007-2008

Month	Net Memb Goal	Actual New Memb	Actual Dropped Memb	Gain/Loss of Memb	Gain/Loss of Memb
Jul/Aug/Sep	-15	52	-31	21	-25
Oct/Nov/Dec	-20	22	-39	-17	3
Jan/Feb/Mar	5	23	-49	-26	-33
Totals	-30	97	-119	-22	-55

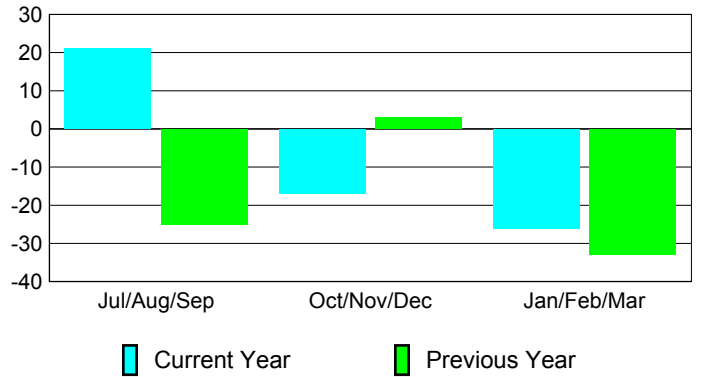
Membership Results 2008-2009

Goal, New, Dropped, Gain/Loss

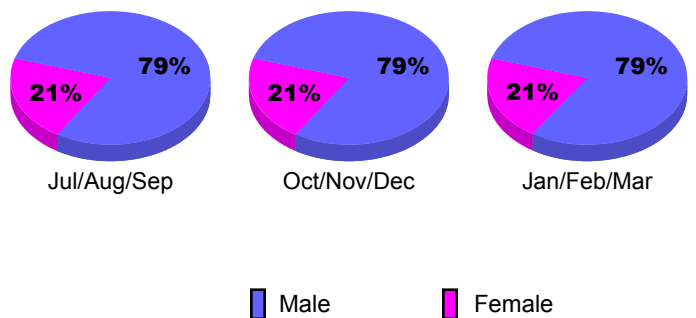


Comparison of Membership Gain/Loss

Current Year Compared to the Previous Year



Gender Comparison 2008-2009





2008-2009 GMT Quarterly Report for District (or Undistricted) **District 1 G**



GMT: **DENNIS D COBLER**

Location: **ILLINOIS**

GMT CA: **1 & 2**

CLUBS

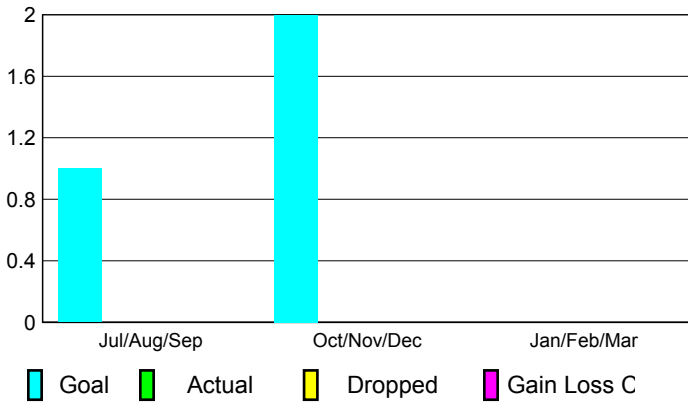
Club Results 2008-2009

Clubs 2007-2008

Month	New Club Goal	Actual New Clubs	Actual Dropped Clubs	Gain/Loss of Clubs	Gain/Loss of Clubs
Jul/Aug/Sep	1	0	0	0	0
Oct/Nov/Dec	2	0	0	0	-1
Jan/Feb/Mar	0	0	0	0	0
Totals	3	0	0	0	-1

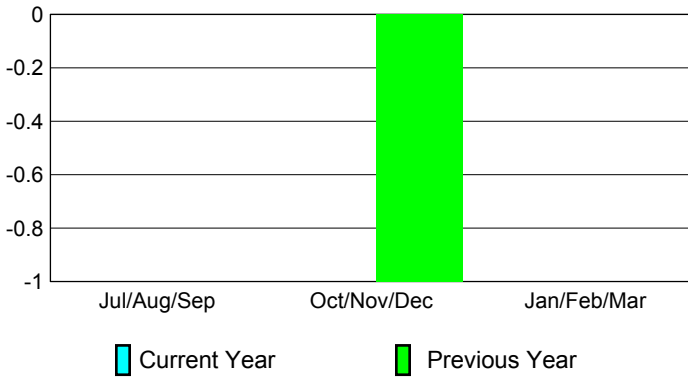
Club Results 2008-2009

Goal, New, Dropped, Gain/Loss




Comparison of Club Gain/Loss

Current Year Compared to the Previous Year



YTD Status Quo Clubs 2008-2009

Status Quo Clubs Compared to Status Quo Members



MEMBERSHIP

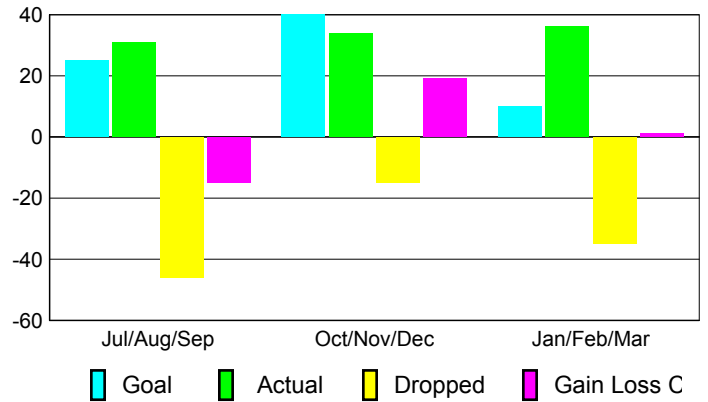
Membership Results 2008-2009

Membership 2007-2008

Month	Net Memb Goal	Actual New Memb	Actual Dropped Memb	Gain/Loss of Memb	Gain/Loss of Memb
Jul/Aug/Sep	25	31	-46	-15	-40
Oct/Nov/Dec	40	34	-15	19	-19
Jan/Feb/Mar	10	36	-35	1	-17
Totals	75	101	-96	5	-76

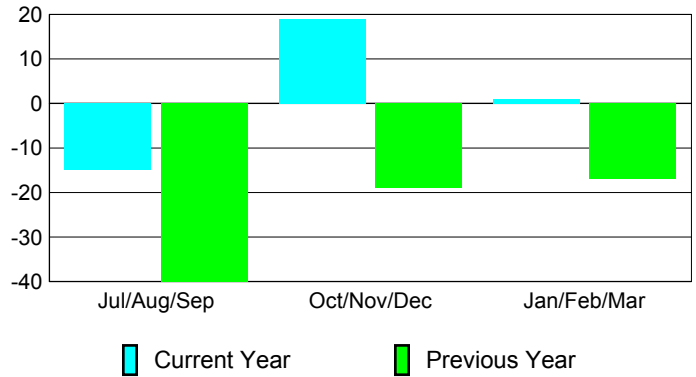
Membership Results 2008-2009

Goal, New, Dropped, Gain/Loss

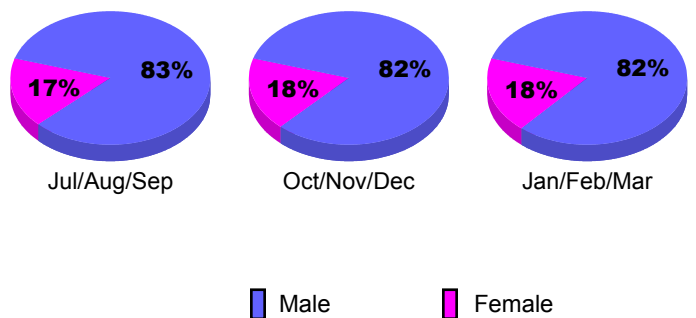


Comparison of Membership Gain/Loss

Current Year Compared to the Previous Year



Gender Comparison 2008-2009





2008-2009 GMT Quarterly Report for District (or Undistricted) **District 1 H**



GMT: **DENNIS D COBLER**

Location: **ILLINOIS**

GMT CA: **1 & 2**

CLUBS

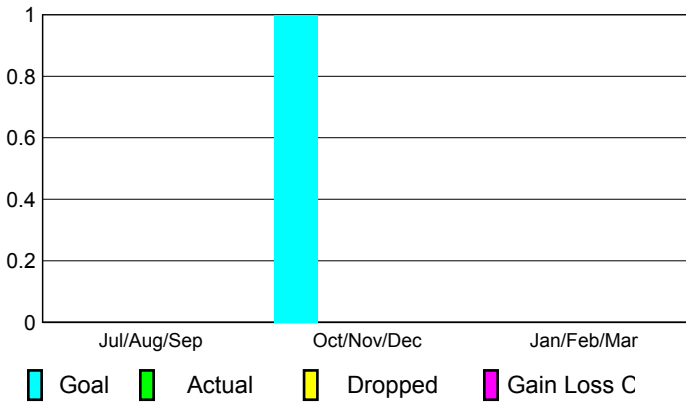
Club Results 2008-2009

Clubs 2007-2008

Month	New Club Goal	Actual New Clubs	Actual Dropped Clubs	Gain/Loss of Clubs	Gain/Loss of Clubs
Jul/Aug/Sep	0	0	0	0	0
Oct/Nov/Dec	1	0	0	0	0
Jan/Feb/Mar	0	0	0	0	0
Totals	1	0	0	0	0


Club Results 2008-2009

Goal, New, Dropped, Gain/Loss




Comparison of Club Gain/Loss

Current Year Compared to the Previous Year



YTD Status Quo Clubs 2008-2009

Status Quo Clubs Compared to Status Quo Members



MEMBERSHIP

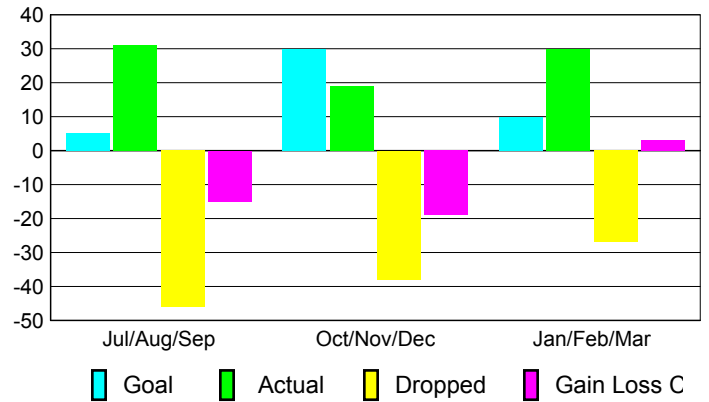
Membership Results 2008-2009

Membership 2007-2008

Month	Net Memb Goal	Actual New Memb	Actual Dropped Memb	Gain/Loss of Memb	Gain/Loss of Memb
Jul/Aug/Sep	5	31	-46	-15	0
Oct/Nov/Dec	30	19	-38	-19	1
Jan/Feb/Mar	10	30	-27	3	-14
Totals	45	80	-111	-31	-13

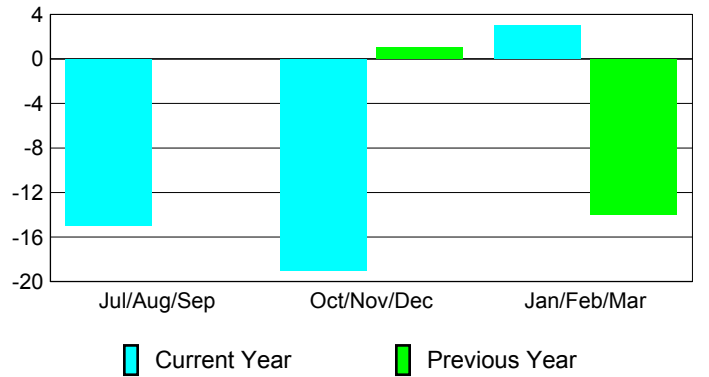
Membership Results 2008-2009

Goal, New, Dropped, Gain/Loss

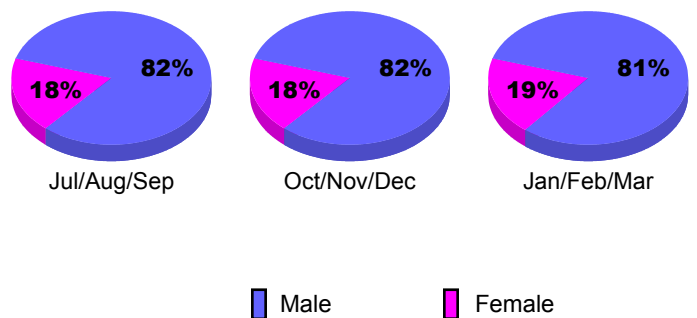


Comparison of Membership Gain/Loss

Current Year Compared to the Previous Year



Gender Comparison 2008-2009





2008-2009 GMT Quarterly Report for District (or Undistricted) **District 1 J**



GMT: **DENNIS D COBLER**

Location: **ILLINOIS**

GMT CA: **1 & 2**

CLUBS

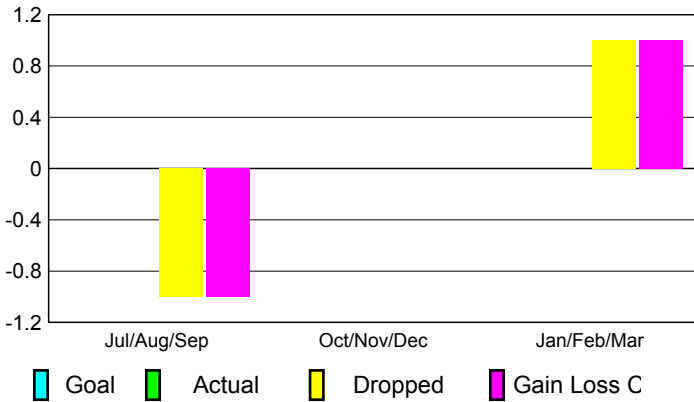
Club Results 2008-2009

Clubs 2007-2008

Month	New Club Goal	Actual New Clubs	Actual Dropped Clubs	Gain/Loss of Clubs	Gain/Loss of Clubs
Jul/Aug/Sep	0	0	-1	-1	1
Oct/Nov/Dec	0	0	0	0	-1
Jan/Feb/Mar	0	0	1	1	0
Totals	0	0	0	0	0

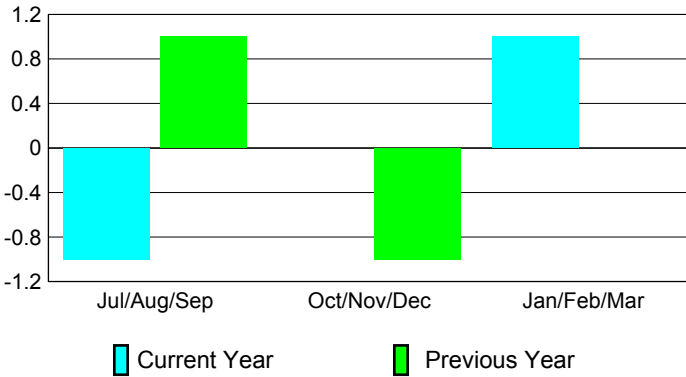
Club Results 2008-2009

Goal, New, Dropped, Gain/Loss




Comparison of Club Gain/Loss

Current Year Compared to the Previous Year



YTD Status Quo Clubs 2008-2009

Status Quo Clubs Compared to Status Quo Members



MEMBERSHIP

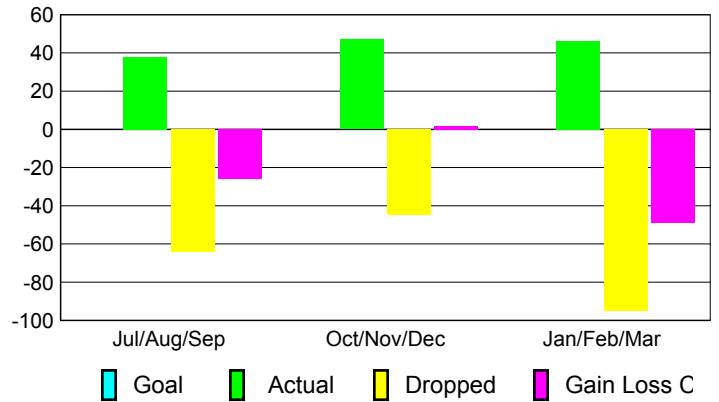
Membership Results 2008-2009

Membership 2007-2008

Month	Net Memb Goal	Actual New Memb	Actual Dropped Memb	Gain/Loss of Memb	Gain/Loss of Memb
Jul/Aug/Sep	0	38	-64	-26	30
Oct/Nov/Dec	0	47	-45	2	-20
Jan/Feb/Mar	0	46	-95	-49	-16
Totals	0	131	-204	-73	-6

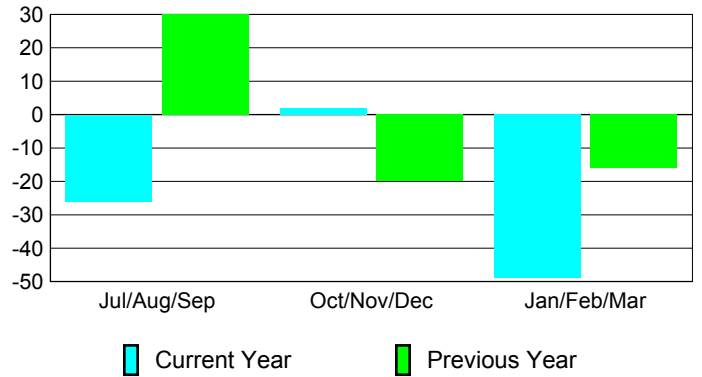
Membership Results 2008-2009

Goal, New, Dropped, Gain/Loss

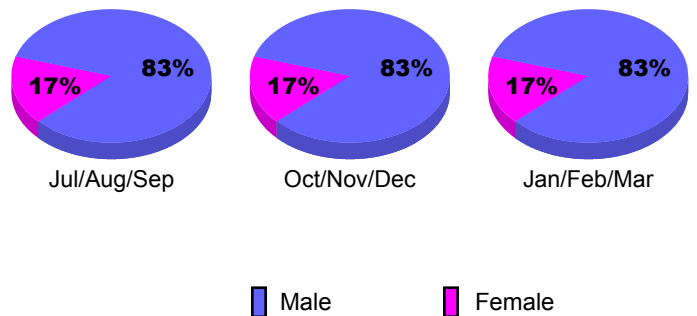


Comparison of Membership Gain/Loss

Current Year Compared to the Previous Year



Gender Comparison 2008-2009





2008-2009 GMT Quarterly Report for District (or Undistricted) **District 1 K**



GMT: **DENNIS D COBLER**

Location: **ILLINOIS**

GMT CA: **1 & 2**

CLUBS

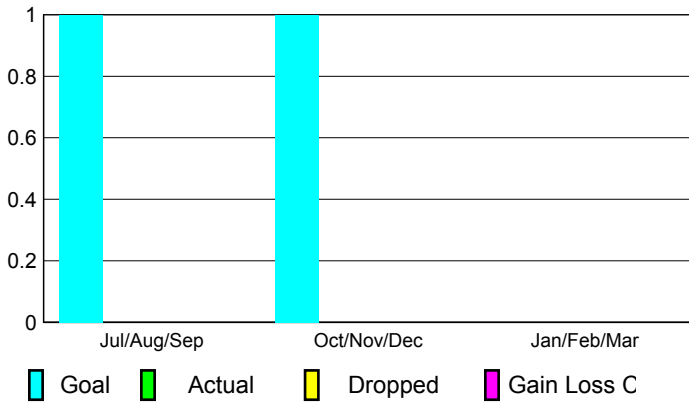
Club Results 2008-2009

Clubs 2007-2008

Month	New Club Goal	Actual New Clubs	Actual Dropped Clubs	Gain/Loss of Clubs	Gain/Loss of Clubs
Jul/Aug/Sep	1	0	0	0	0
Oct/Nov/Dec	1	0	0	0	0
Jan/Feb/Mar	0	0	0	0	0
Totals	2	0	0	0	0


Club Results 2008-2009

Goal, New, Dropped, Gain/Loss




Comparison of Club Gain/Loss

Current Year Compared to the Previous Year



YTD Status Quo Clubs 2008-2009

Status Quo Clubs Compared to Status Quo Members



MEMBERSHIP

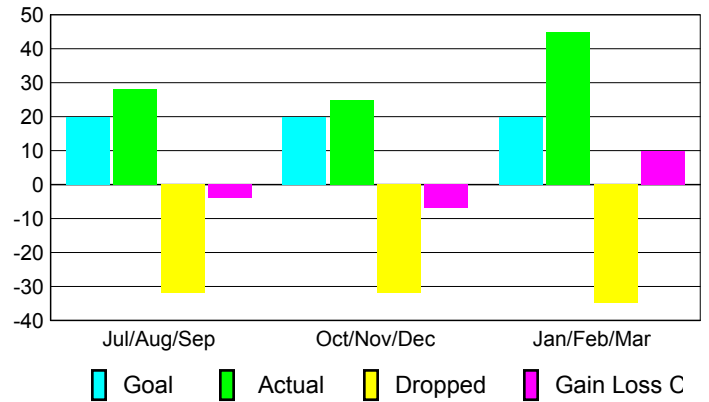
Membership Results 2008-2009

Membership 2007-2008

Month	Net Memb Goal	Actual New Memb	Actual Dropped Memb	Gain/Loss of Memb	Gain/Loss of Memb
Jul/Aug/Sep	20	28	-32	-4	-2
Oct/Nov/Dec	20	25	-32	-7	7
Jan/Feb/Mar	20	45	-35	10	-4
Totals	60	98	-99	-1	1

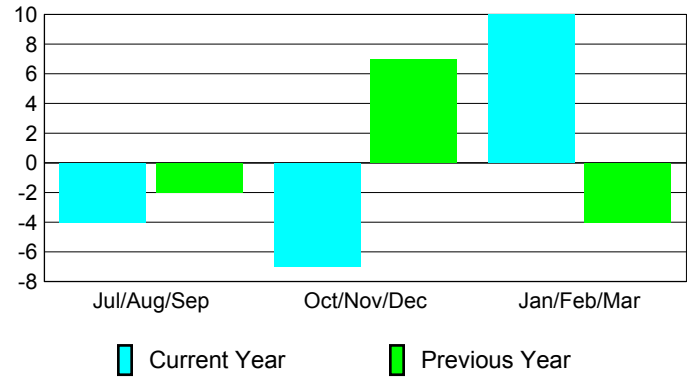
Membership Results 2008-2009

Goal, New, Dropped, Gain/Loss

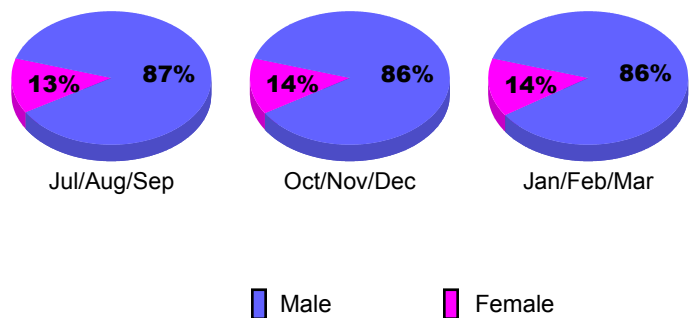


Comparison of Membership Gain/Loss

Current Year Compared to the Previous Year



Gender Comparison 2008-2009





2008-2009 GMT Quarterly Report for District (or Undistricted) **District 1 L**



GMT: DENNIS D COBLER

Location: ILLINOIS

GMT CA: 1 & 2

CLUBS

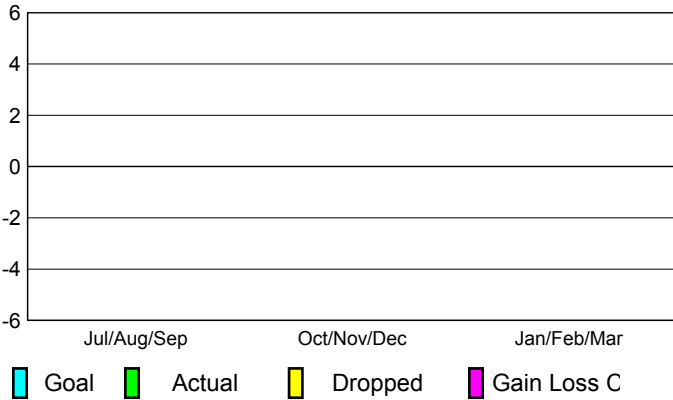
Club Results 2008-2009

Clubs 2007-2008

Month	New Club Goal	Actual New Clubs	Actual Dropped Clubs	Gain/Loss of Clubs	Gain/Loss of Clubs
Jul/Aug/Sep	0	0	0	0	0
Oct/Nov/Dec	0	0	0	0	-3
Jan/Feb/Mar	0	0	0	0	0
Totals	0	0	0	0	-3

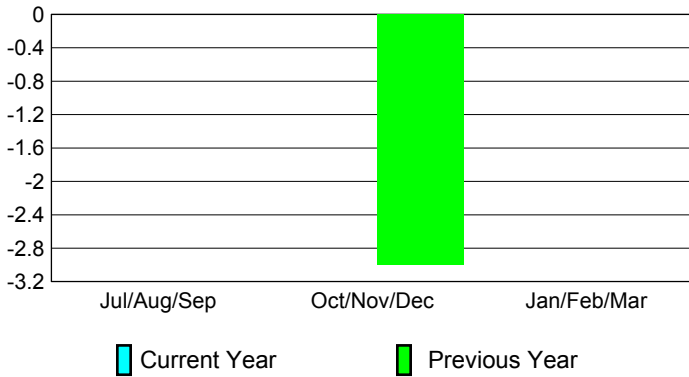
Club Results 2008-2009

Goal, New, Dropped, Gain/Loss



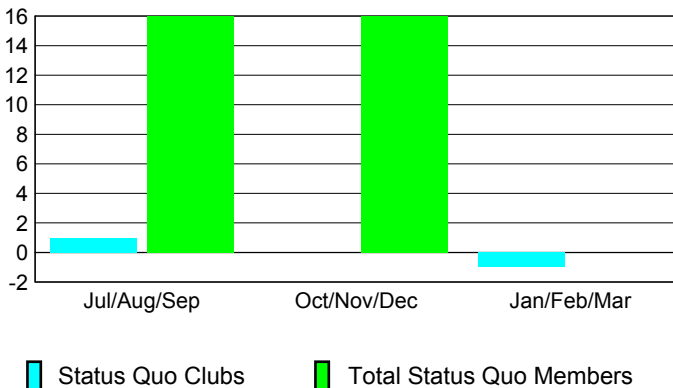
Comparison of Club Gain/Loss

Current Year Compared to the Previous Year



YTD Status Quo Clubs 2008-2009

Status Quo Clubs Compared to Status Quo Members



MEMBERSHIP

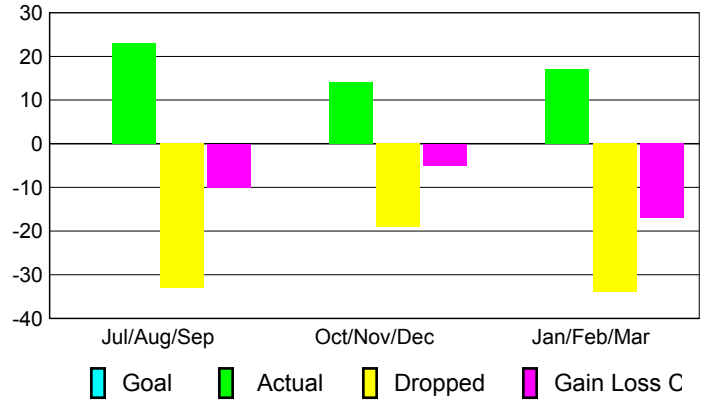
Membership Results 2008-2009

Membership 2007-2008

Month	Net Memb Goal	Actual New Memb	Actual Dropped Memb	Gain/Loss of Memb	Gain/Loss of Memb
Jul/Aug/Sep	0	23	-33	-10	-15
Oct/Nov/Dec	0	14	-19	-5	-41
Jan/Feb/Mar	0	17	-34	-17	-27
Totals	0	54	-86	-32	-83

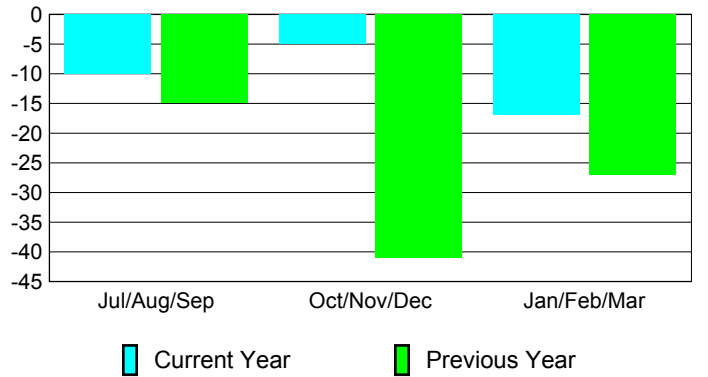
Membership Results 2008-2009

Goal, New, Dropped, Gain/Loss

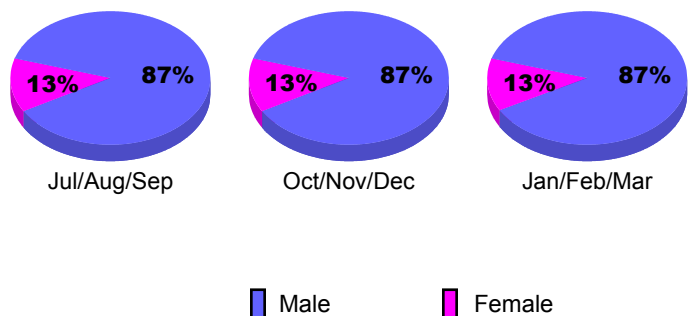


Comparison of Membership Gain/Loss

Current Year Compared to the Previous Year



Gender Comparison 2008-2009





2008-2009 GMT Quarterly Report for District (or Undistricted) **District 10**



GMT: **DENNIS D COBLER**

Location: **MICHIGAN**

GMT CA: **1 & 2**

CLUBS

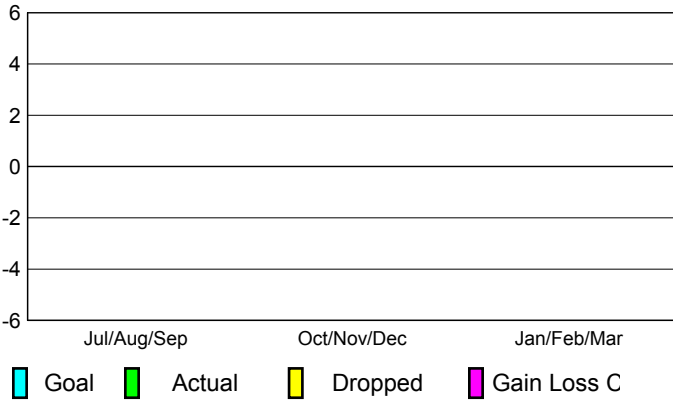
Club Results 2008-2009

Clubs 2007-2008

Month	New Club Goal	Actual New Clubs	Actual Dropped Clubs	Gain/Loss of Clubs	Gain/Loss of Clubs
Jul/Aug/Sep	0	0	0	0	0
Oct/Nov/Dec	0	0	0	0	-1
Jan/Feb/Mar	0	0	0	0	0
Totals	0	0	0	0	-1

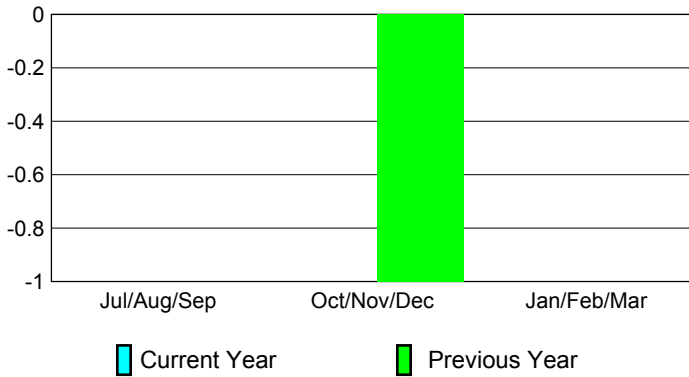
Club Results 2008-2009

Goal, New, Dropped, Gain/Loss




Comparison of Club Gain/Loss

Current Year Compared to the Previous Year



YTD Status Quo Clubs 2008-2009

Status Quo Clubs Compared to Status Quo Members



MEMBERSHIP

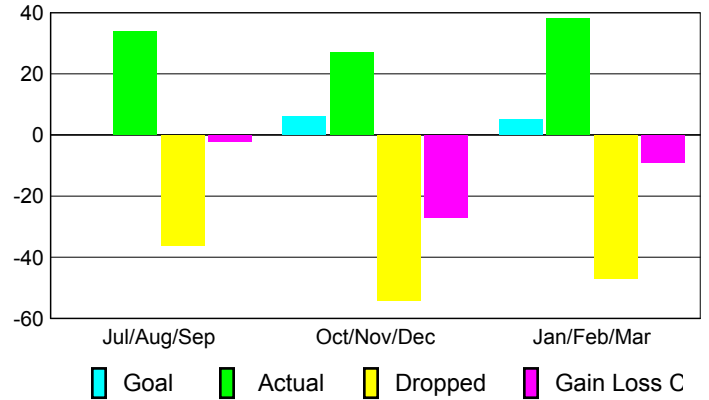
Membership Results 2008-2009

Membership 2007-2008

Month	Net Memb Goal	Actual New Memb	Actual Dropped Memb	Gain/Loss of Memb	Gain/Loss of Memb
Jul/Aug/Sep	0	34	-36	-2	-5
Oct/Nov/Dec	6	27	-54	-27	-10
Jan/Feb/Mar	5	38	-47	-9	9
Totals	11	99	-137	-38	-6

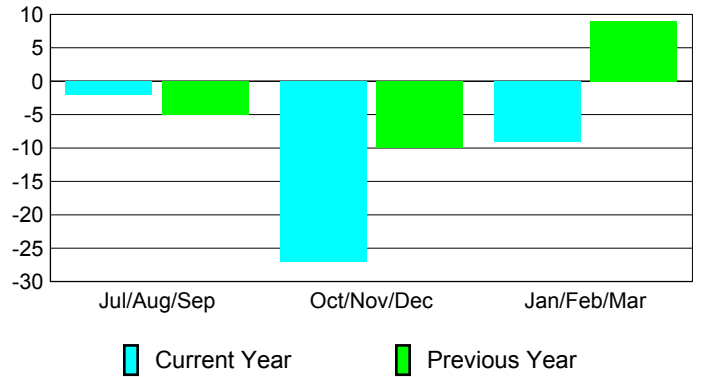
Membership Results 2008-2009

Goal, New, Dropped, Gain/Loss

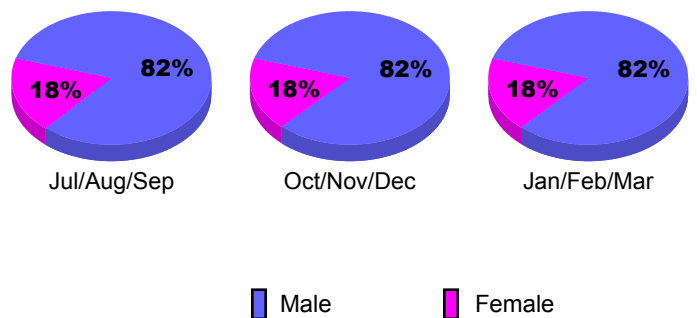


Comparison of Membership Gain/Loss

Current Year Compared to the Previous Year



Gender Comparison 2008-2009





2008-2009 GMT Quarterly Report for District (or Undistricted) **District 11 A1**



GMT: **DENNIS D COBLER**

Location: **MICHIGAN**

GMT CA: **1 & 2**

CLUBS

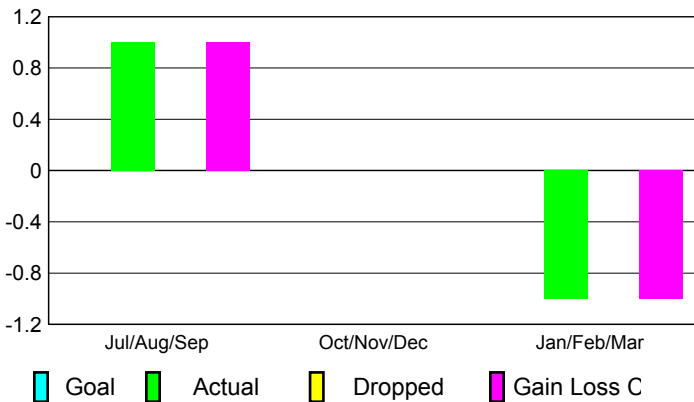
Club Results 2008-2009

Clubs 2007-2008

Month	New Club Goal	Actual New Clubs	Actual Dropped Clubs	Gain/Loss of Clubs	Gain/Loss of Clubs
Jul/Aug/Sep	0	1	0	1	0
Oct/Nov/Dec	0	0	0	0	-1
Jan/Feb/Mar	0	-1	0	-1	0
Totals	0	0	0	0	-1

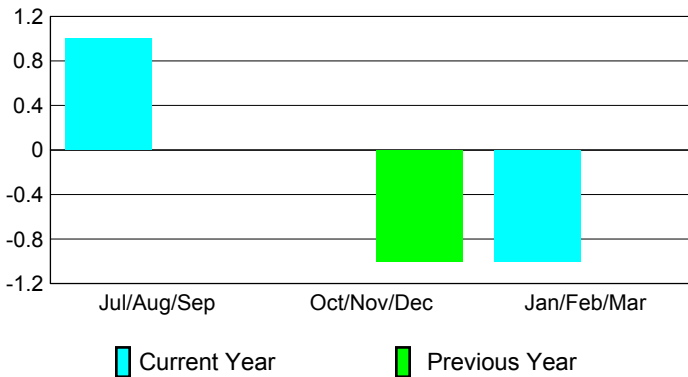
Club Results 2008-2009

Goal, New, Dropped, Gain/Loss



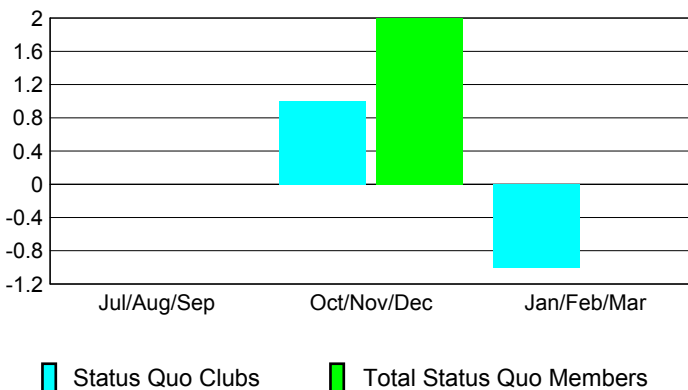
Comparison of Club Gain/Loss

Current Year Compared to the Previous Year



YTD Status Quo Clubs 2008-2009

Status Quo Clubs Compared to Status Quo Members



MEMBERSHIP

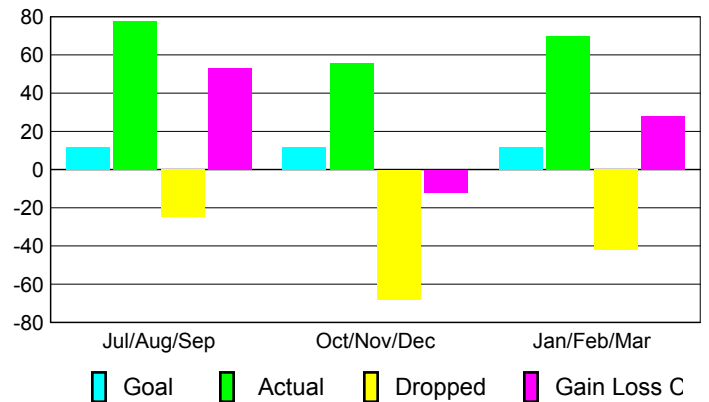
Membership Results 2008-2009

Membership 2007-2008

Month	Net Memb Goal	Actual New Memb	Actual Dropped Memb	Gain/Loss of Memb	Gain/Loss of Memb
Jul/Aug/Sep	12	78	-25	53	10
Oct/Nov/Dec	12	56	-68	-12	-32
Jan/Feb/Mar	12	70	-42	28	-2
Totals	36	204	-135	69	-24

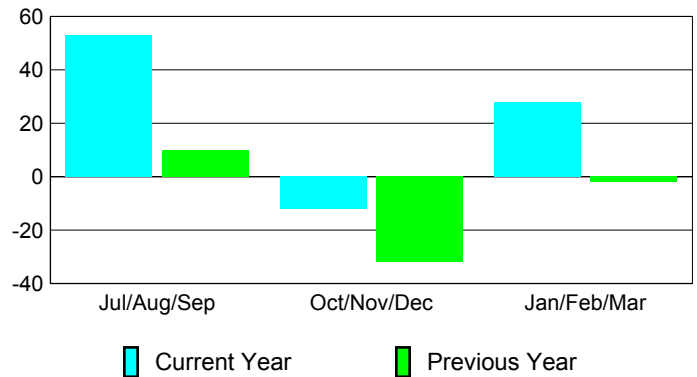
Membership Results 2008-2009

Goal, New, Dropped, Gain/Loss

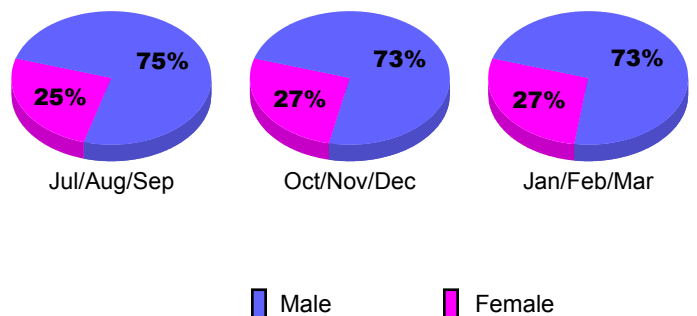


Comparison of Membership Gain/Loss

Current Year Compared to the Previous Year



Gender Comparison 2008-2009





2008-2009 GMT Quarterly Report for District (or Undistricted) **District 11 A2**



GMT: **DENNIS D COBLER**

Location: **MICHIGAN**

GMT CA: **1 & 2**

CLUBS

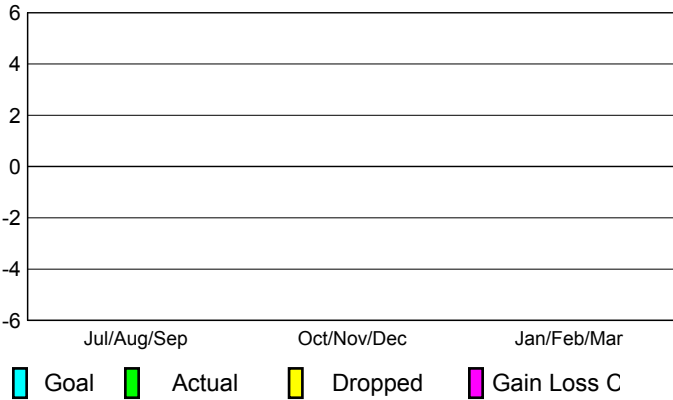
Club Results 2008-2009

Clubs 2007-2008

Month	New Club Goal	Actual New Clubs	Actual Dropped Clubs	Gain/Loss of Clubs	Gain/Loss of Clubs
Jul/Aug/Sep	0	0	0	0	0
Oct/Nov/Dec	0	0	0	0	-1
Jan/Feb/Mar	0	0	0	0	-1
Totals	0	0	0	0	-2

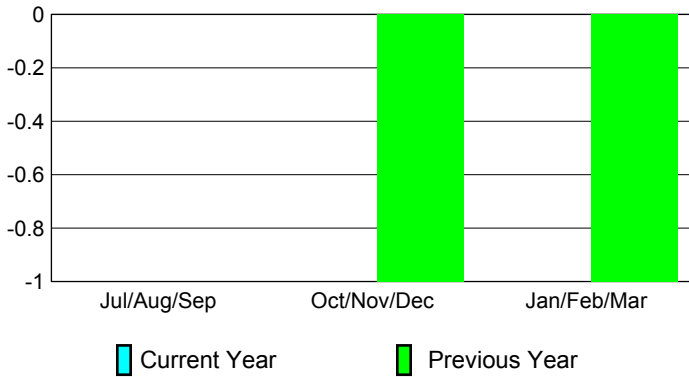
Club Results 2008-2009

Goal, New, Dropped, Gain/Loss



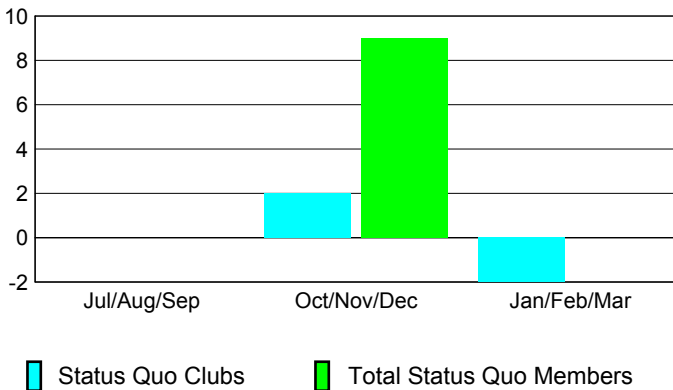
Comparison of Club Gain/Loss

Current Year Compared to the Previous Year



YTD Status Quo Clubs 2008-2009

Status Quo Clubs Compared to Status Quo Members



MEMBERSHIP

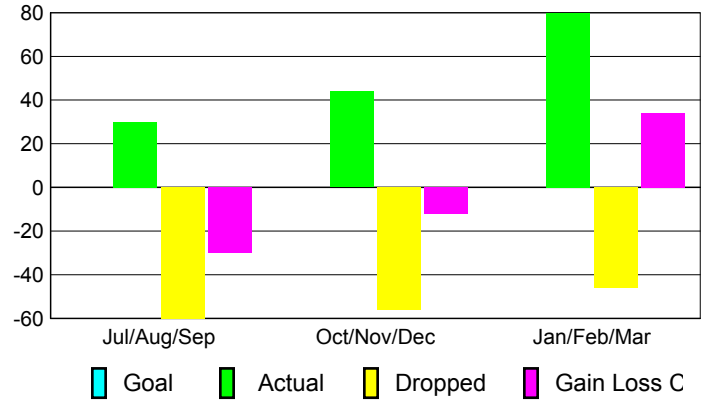
Membership Results 2008-2009

Membership 2007-2008

Month	Net Memb Goal	Actual New Memb	Actual Dropped Memb	Gain/Loss of Memb	Gain/Loss of Memb
Jul/Aug/Sep	0	30	-60	-30	-22
Oct/Nov/Dec	0	44	-56	-12	-64
Jan/Feb/Mar	0	80	-46	34	2
Totals	0	154	-162	-8	-84

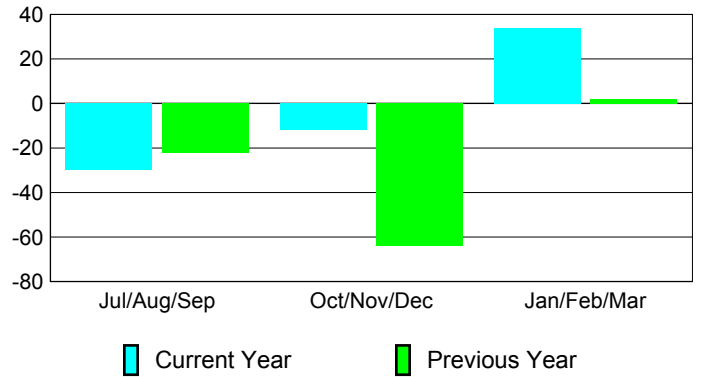
Membership Results 2008-2009

Goal, New, Dropped, Gain/Loss

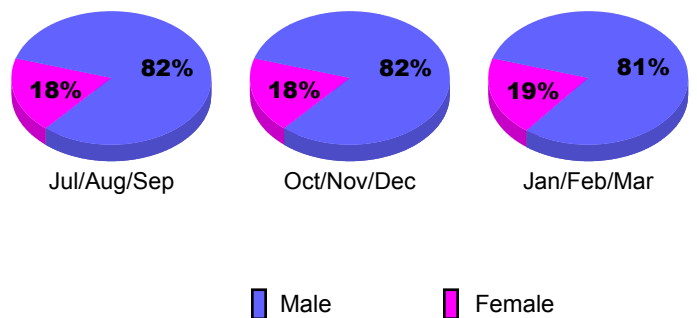


Comparison of Membership Gain/Loss

Current Year Compared to the Previous Year



Gender Comparison 2008-2009





2008-2009 GMT Quarterly Report for District (or Undistricted) **District 11 B1**



GMT: **DENNIS D COBLER**

Location: **MICHIGAN**

GMT CA: **1 & 2**

CLUBS

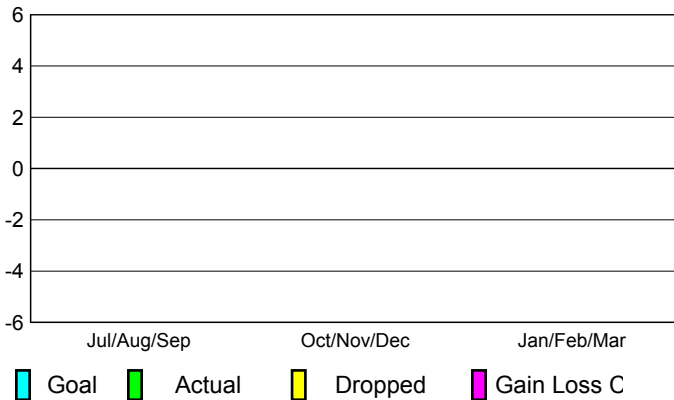
Club Results 2008-2009

Clubs 2007-2008

Month	New Club Goal	Actual New Clubs	Actual Dropped Clubs	Gain/Loss of Clubs	Gain/Loss of Clubs
Jul/Aug/Sep	0	0	0	0	0
Oct/Nov/Dec	0	0	0	0	1
Jan/Feb/Mar	0	0	0	0	-1
Totals	0	0	0	0	0

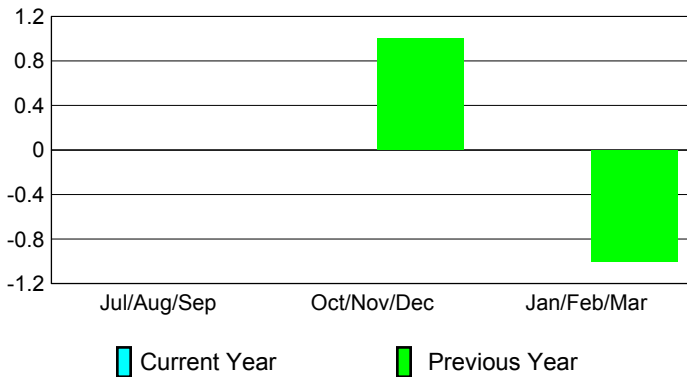
Club Results 2008-2009

Goal, New, Dropped, Gain/Loss




Comparison of Club Gain/Loss

Current Year Compared to the Previous Year



YTD Status Quo Clubs 2008-2009

Status Quo Clubs Compared to Status Quo Members



MEMBERSHIP

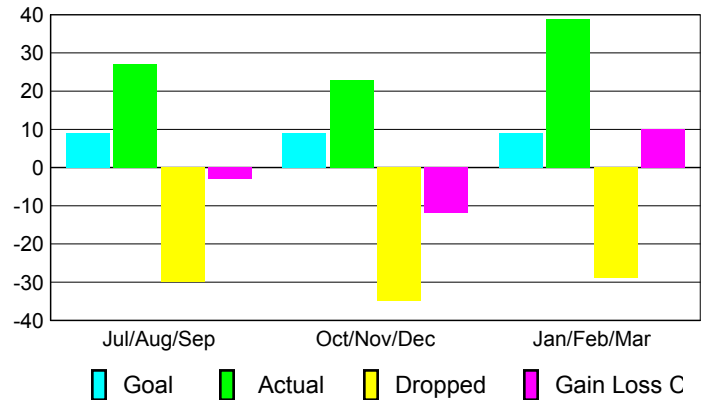
Membership Results 2008-2009

Membership 2007-2008

Month	Net Memb Goal	Actual New Memb	Actual Dropped Memb	Gain/Loss of Memb	Gain/Loss of Memb
Jul/Aug/Sep	9	27	-30	-3	0
Oct/Nov/Dec	9	23	-35	-12	-15
Jan/Feb/Mar	9	39	-29	10	-2
Totals	27	89	-94	-5	-17

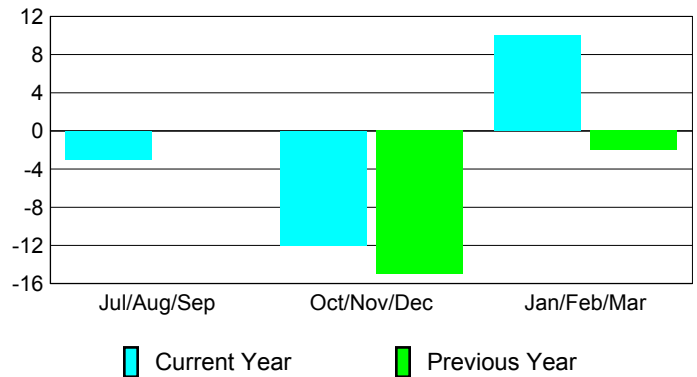
Membership Results 2008-2009

Goal, New, Dropped, Gain/Loss

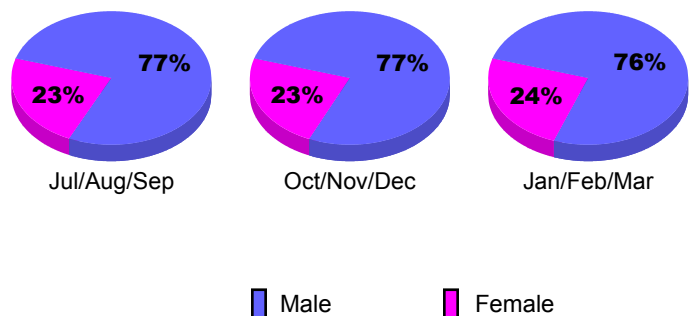


Comparison of Membership Gain/Loss

Current Year Compared to the Previous Year



Gender Comparison 2008-2009





2008-2009 GMT Quarterly Report for District (or Undistricted) **District 11 B2**



GMT: **DENNIS D COBLER**

Location: **MICHIGAN**

GMT CA: **1 & 2**

CLUBS

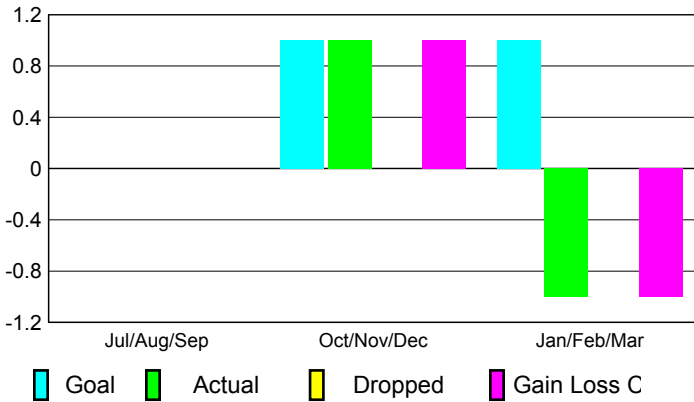
Club Results 2008-2009

Clubs 2007-2008

Month	New Club Goal	Actual New Clubs	Actual Dropped Clubs	Gain/Loss of Clubs	Gain/Loss of Clubs
Jul/Aug/Sep	0	0	0	0	0
Oct/Nov/Dec	1	1	0	1	0
Jan/Feb/Mar	1	-1	0	-1	0
Totals	2	0	0	0	0

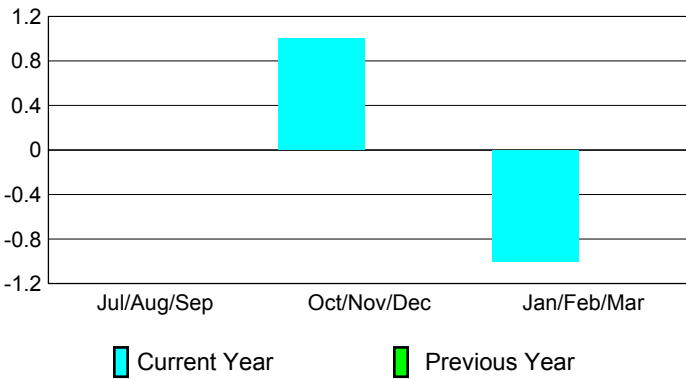
Club Results 2008-2009

Goal, New, Dropped, Gain/Loss




Comparison of Club Gain/Loss

Current Year Compared to the Previous Year



YTD Status Quo Clubs 2008-2009

Status Quo Clubs Compared to Status Quo Members



MEMBERSHIP

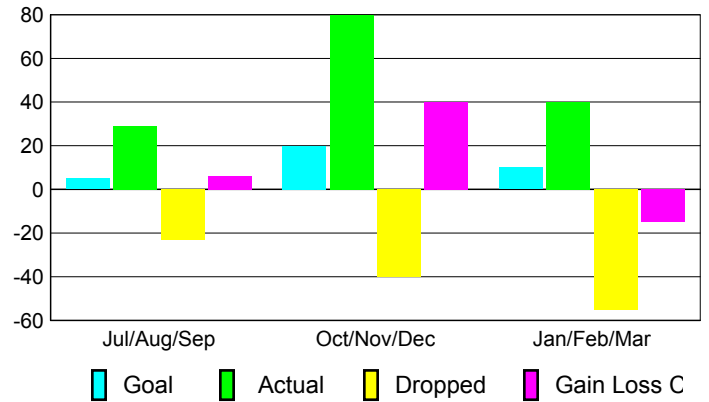
Membership Results 2008-2009

Membership 2007-2008

Month	Net Memb Goal	Actual New Memb	Actual Dropped Memb	Gain/Loss of Memb	Gain/Loss of Memb
Jul/Aug/Sep	5	29	-23	6	-5
Oct/Nov/Dec	20	80	-40	40	-8
Jan/Feb/Mar	10	40	-55	-15	13
Totals	35	149	-118	31	0

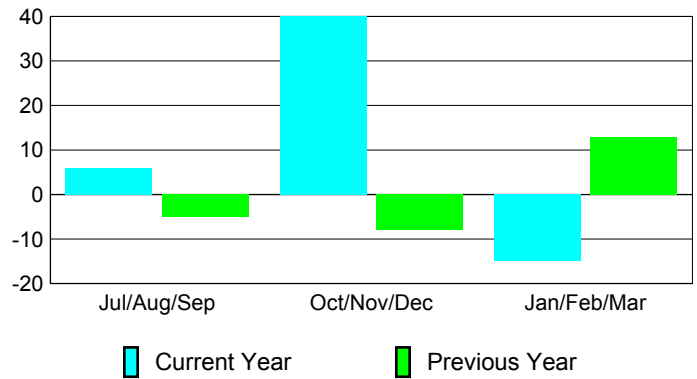
Membership Results 2008-2009

Goal, New, Dropped, Gain/Loss

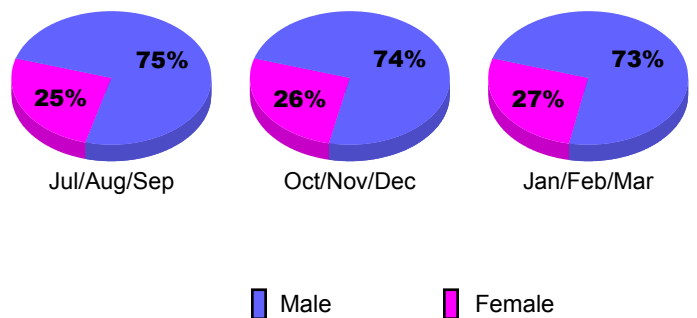


Comparison of Membership Gain/Loss

Current Year Compared to the Previous Year



Gender Comparison 2008-2009





2008-2009 GMT Quarterly Report for District (or Undistricted) **District 11 C1**



GMT: **DENNIS D COBLER**

Location: **MICHIGAN**

GMT CA: **1 & 2**

CLUBS

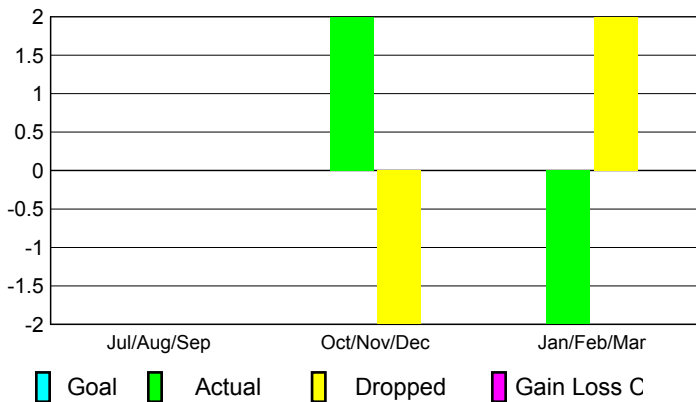
Club Results 2008-2009

Clubs 2007-2008

Month	New Club Goal	Actual New Clubs	Actual Dropped Clubs	Gain/Loss of Clubs	Gain/Loss of Clubs
Jul/Aug/Sep	0	0	0	0	0
Oct/Nov/Dec	0	2	-2	0	0
Jan/Feb/Mar	0	-2	2	0	0
Totals	0	0	0	0	0


Club Results 2008-2009

Goal, New, Dropped, Gain/Loss



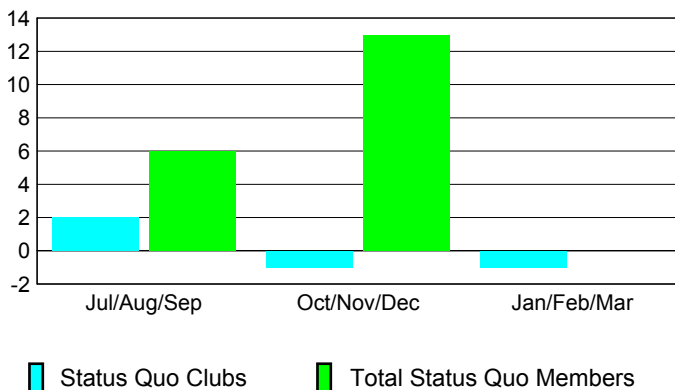
Comparison of Club Gain/Loss

Current Year Compared to the Previous Year



YTD Status Quo Clubs 2008-2009

Status Quo Clubs Compared to Status Quo Members



MEMBERSHIP

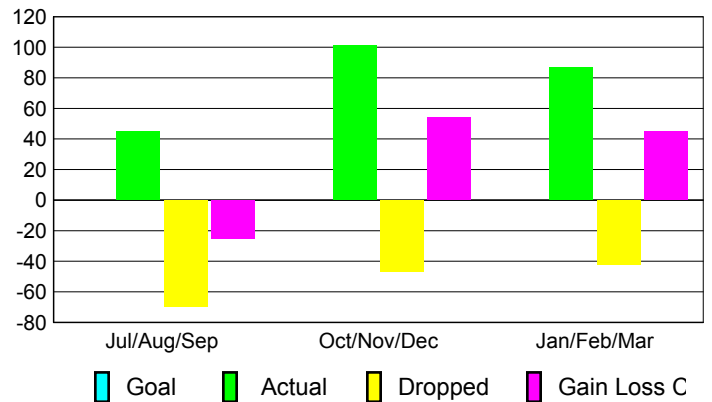
Membership Results 2008-2009

Membership 2007-2008

Month	Net Memb Goal	Actual New Memb	Actual Dropped Memb	Gain/Loss of Memb	Gain/Loss of Memb
Jul/Aug/Sep	0	45	-70	-25	-8
Oct/Nov/Dec	0	101	-47	54	-19
Jan/Feb/Mar	0	87	-42	45	-8
Totals	0	233	-159	74	-35

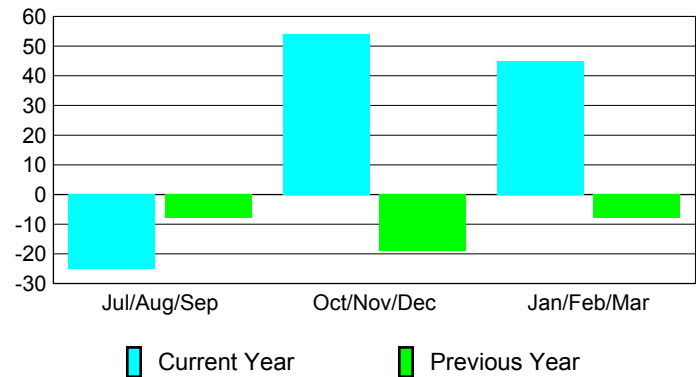
Membership Results 2008-2009

Goal, New, Dropped, Gain/Loss

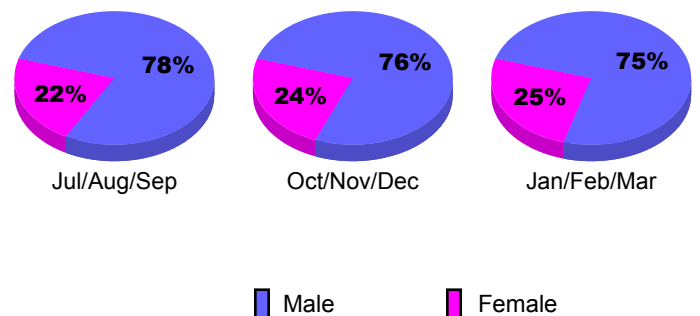


Comparison of Membership Gain/Loss

Current Year Compared to the Previous Year



Gender Comparison 2008-2009





2008-2009 GMT Quarterly Report for District (or Undistricted) **District 11 C2**



GMT: **DENNIS D COBLER**

Location: **MICHIGAN**

GMT CA: **1 & 2**

CLUBS

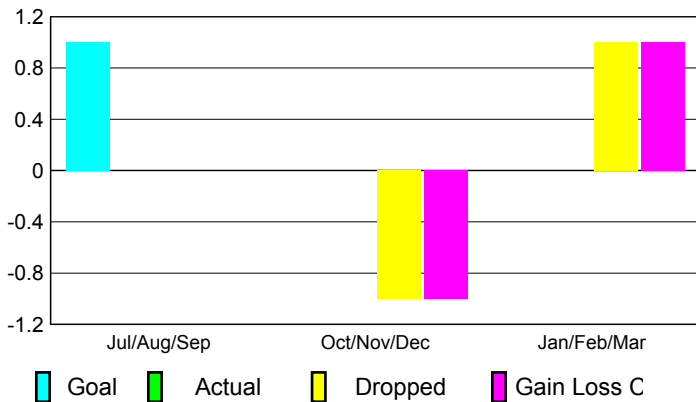
Club Results 2008-2009

Clubs 2007-2008

Month	New Club Goal	Actual New Clubs	Actual Dropped Clubs	Gain/Loss of Clubs	Gain/Loss of Clubs
Jul/Aug/Sep	1	0	0	0	0
Oct/Nov/Dec	0	0	-1	-1	-1
Jan/Feb/Mar	0	0	1	1	0
Totals	1	0	0	0	-1

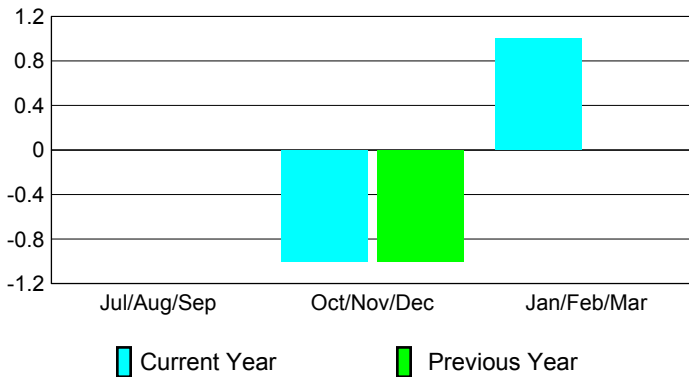
Club Results 2008-2009

Goal, New, Dropped, Gain/Loss



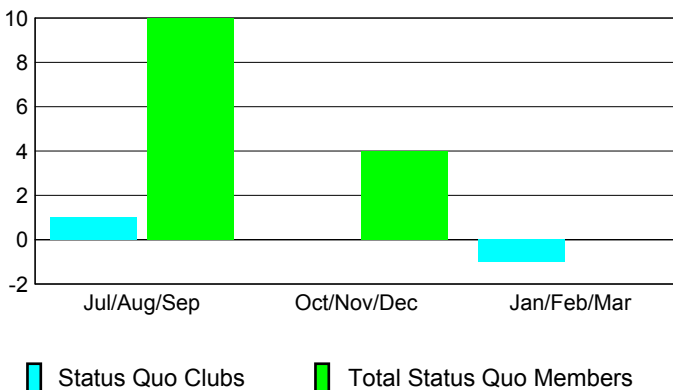
Comparison of Club Gain/Loss

Current Year Compared to the Previous Year



YTD Status Quo Clubs 2008-2009

Status Quo Clubs Compared to Status Quo Members



MEMBERSHIP

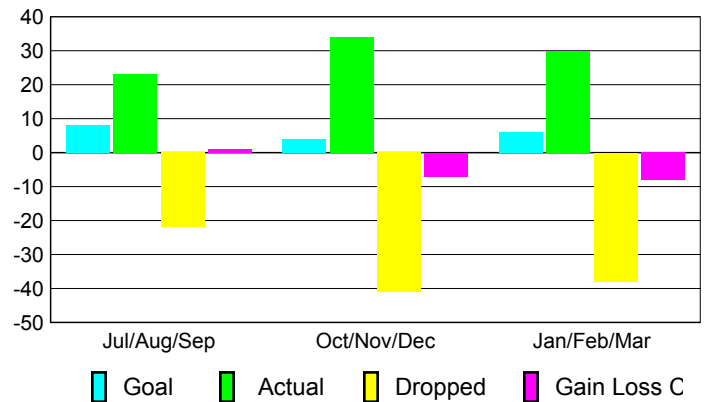
Membership Results 2008-2009

Membership 2007-2008

Month	Net Memb Goal	Actual New Memb	Actual Dropped Memb	Gain/Loss of Memb	Gain/Loss of Memb
Jul/Aug/Sep	8	23	-22	1	-2
Oct/Nov/Dec	4	34	-41	-7	-11
Jan/Feb/Mar	6	30	-38	-8	-3
Totals	18	87	-101	-14	-16

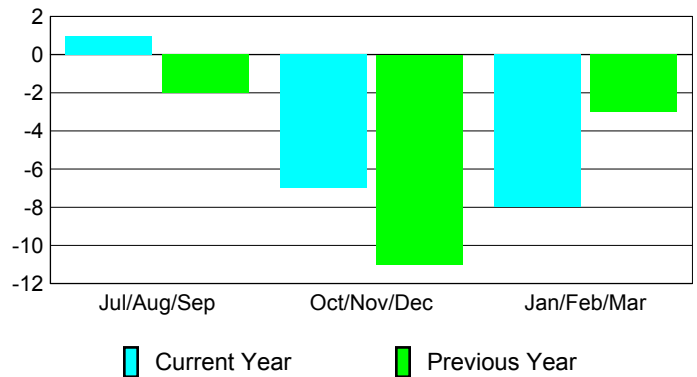
Membership Results 2008-2009

Goal, New, Dropped, Gain/Loss

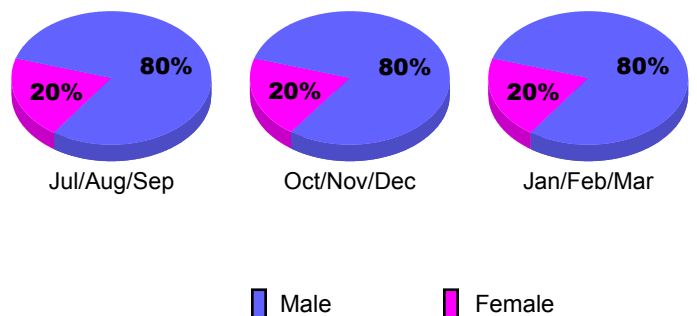


Comparison of Membership Gain/Loss

Current Year Compared to the Previous Year



Gender Comparison 2008-2009





2008-2009 GMT Quarterly Report for District (or Undistricted) District 11 D1



GMT: DENNIS D COBLER

Location: MICHIGAN

GMT CA: 1 & 2

CLUBS

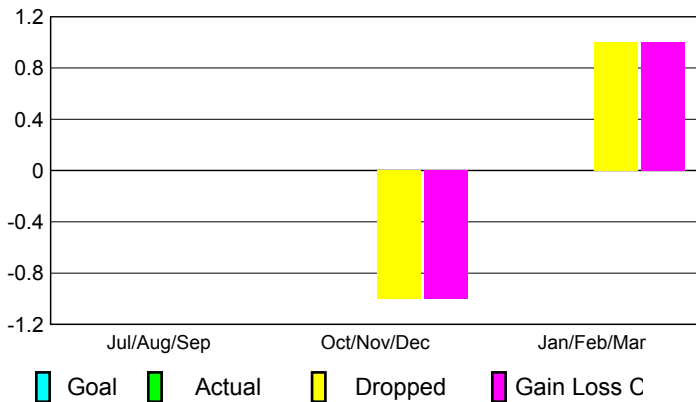
Club Results 2008-2009

Clubs 2007-2008

Month	New Club Goal	Actual New Clubs	Actual Dropped Clubs	Gain/Loss of Clubs	Gain/Loss of Clubs
Jul/Aug/Sep	0	0	0	0	0
Oct/Nov/Dec	0	0	-1	-1	-2
Jan/Feb/Mar	0	0	1	1	0
Totals	0	0	0	0	-2

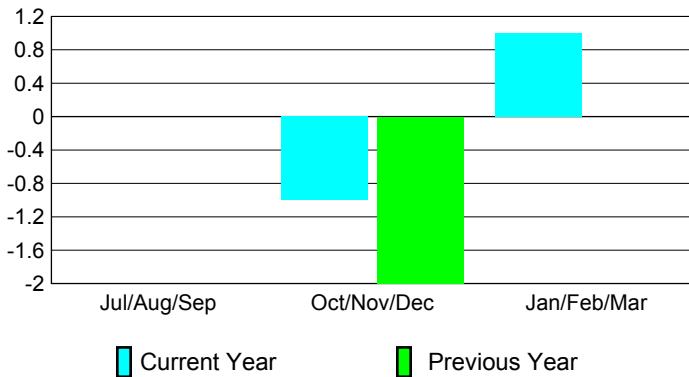
Club Results 2008-2009

Goal, New, Dropped, Gain/Loss



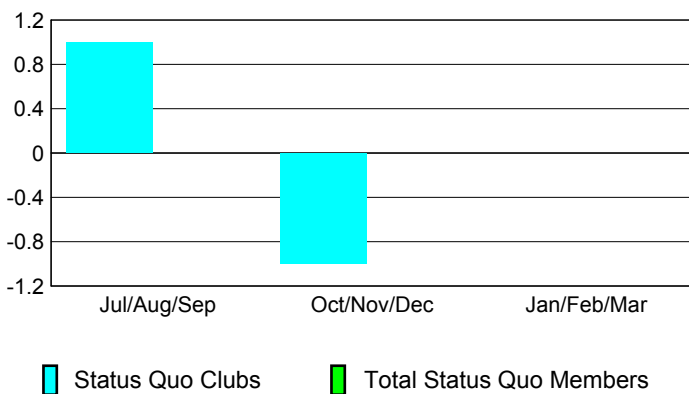
Comparison of Club Gain/Loss

Current Year Compared to the Previous Year



YTD Status Quo Clubs 2008-2009

Status Quo Clubs Compared to Status Quo Members



MEMBERSHIP

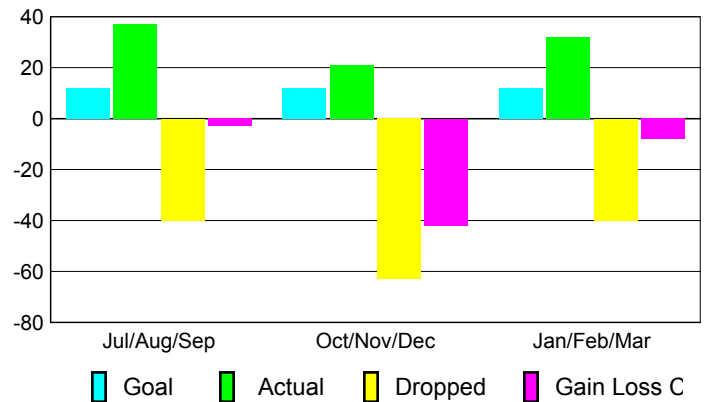
Membership Results 2008-2009

Membership 2007-2008

Month	Net Memb Goal	Actual New Memb	Actual Dropped Memb	Gain/Loss of Memb	Gain/Loss of Memb
Jul/Aug/Sep	12	37	-40	-3	3
Oct/Nov/Dec	12	21	-63	-42	-6
Jan/Feb/Mar	12	32	-40	-8	-7
Totals	36	90	-143	-53	-10

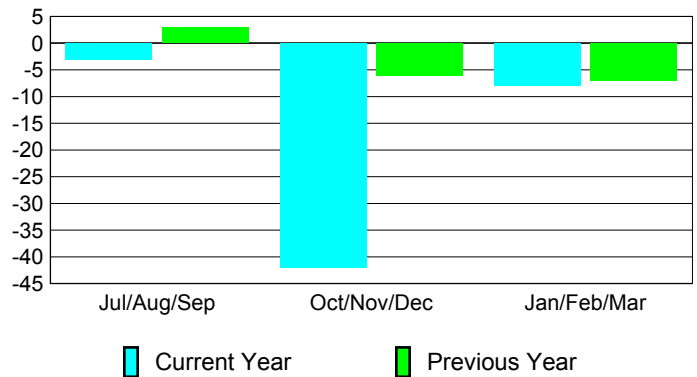
Membership Results 2008-2009

Goal, New, Dropped, Gain/Loss

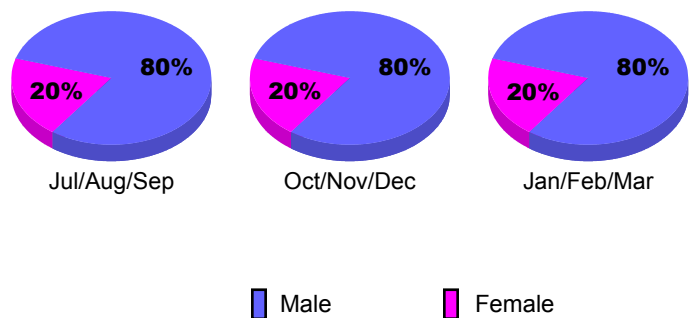


Comparison of Membership Gain/Loss

Current Year Compared to the Previous Year



Gender Comparison 2008-2009





2008-2009 GMT Quarterly Report for District (or Undistricted) **District 11 D2**



GMT: **DENNIS D COBLER**

Location: **MICHIGAN**

GMT CA: **1 & 2**

CLUBS

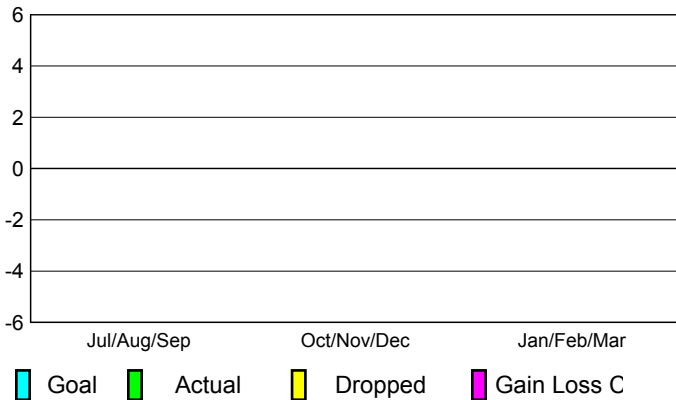
Club Results 2008-2009

Clubs 2007-2008

Month	New Club Goal	Actual New Clubs	Actual Dropped Clubs	Gain/Loss of Clubs	Gain/Loss of Clubs
Jul/Aug/Sep	0	0	0	0	0
Oct/Nov/Dec	0	0	0	0	0
Jan/Feb/Mar	0	0	0	0	0
Totals	0	0	0	0	0

Club Results 2008-2009

Goal, New, Dropped, Gain/Loss



MEMBERSHIP

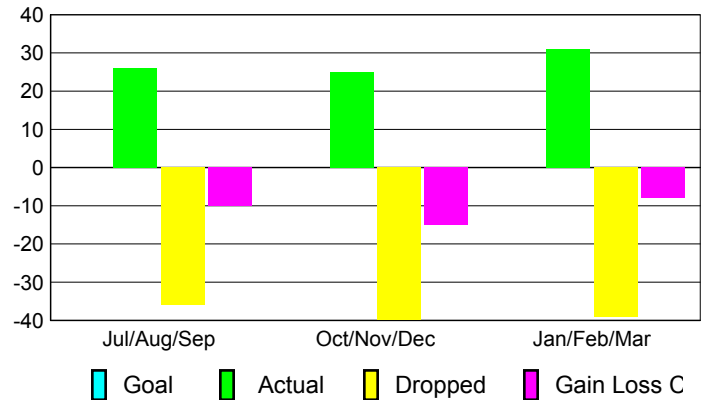
Membership Results 2008-2009

Membership 2007-2008

Month	Net Memb Goal	Actual New Memb	Actual Dropped Memb	Gain/Loss of Memb	Gain/Loss of Memb
Jul/Aug/Sep	0	26	-36	-10	-11
Oct/Nov/Dec	0	25	-40	-15	-6
Jan/Feb/Mar	0	31	-39	-8	10
Totals	0	82	-115	-33	-7


Membership Results 2008-2009

Goal, New, Dropped, Gain/Loss



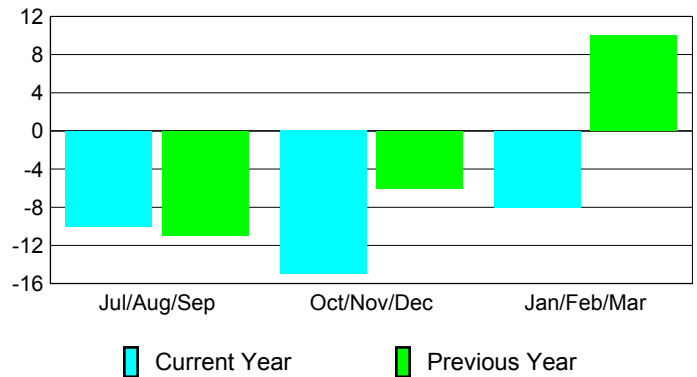
Comparison of Club Gain/Loss

Current Year Compared to the Previous Year



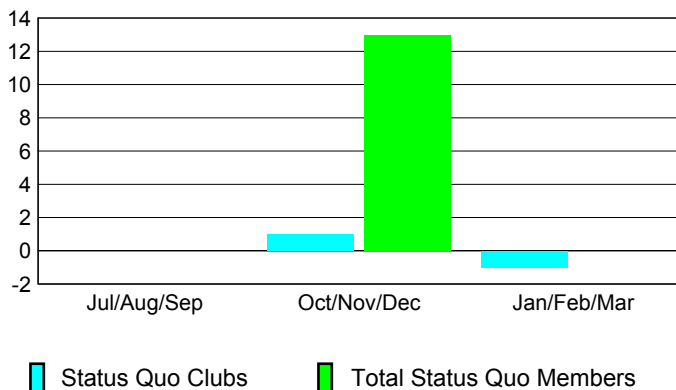
Comparison of Membership Gain/Loss

Current Year Compared to the Previous Year

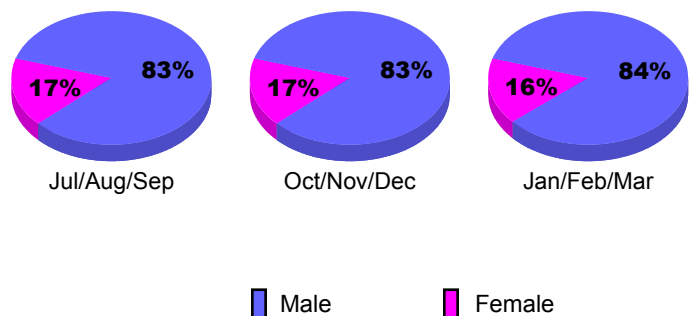


YTD Status Quo Clubs 2008-2009

Status Quo Clubs Compared to Status Quo Members



Gender Comparison 2008-2009





2008-2009 GMT Quarterly Report for District (or Undistricted) **District 11 E1**



GMT: **DENNIS D COBLER**

Location: **MICHIGAN**

GMT CA: **1 & 2**

CLUBS

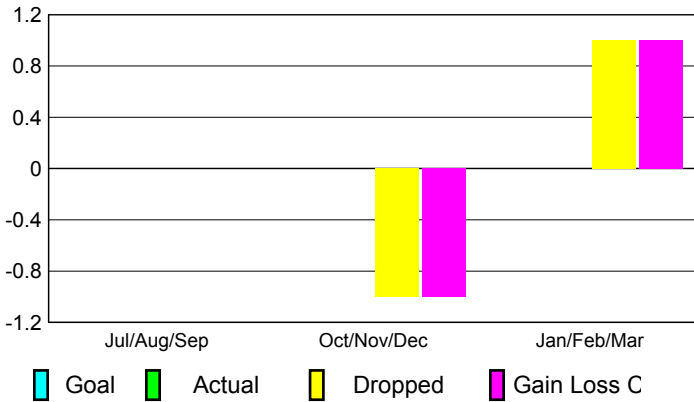
Club Results 2008-2009

Clubs 2007-2008

Month	New Club Goal	Actual New Clubs	Actual Dropped Clubs	Gain/Loss of Clubs	Gain/Loss of Clubs
Jul/Aug/Sep	0	0	0	0	0
Oct/Nov/Dec	0	0	-1	-1	0
Jan/Feb/Mar	0	0	1	1	-2
Totals	0	0	0	0	-2

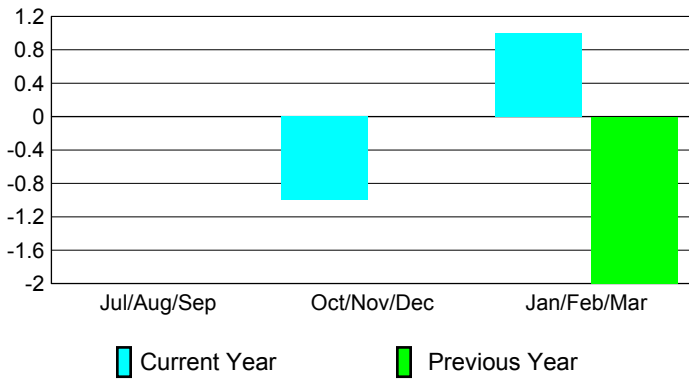
Club Results 2008-2009

Goal, New, Dropped, Gain/Loss



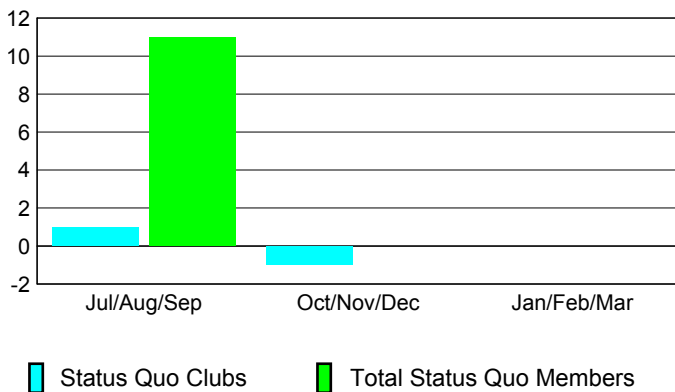
Comparison of Club Gain/Loss

Current Year Compared to the Previous Year



YTD Status Quo Clubs 2008-2009

Status Quo Clubs Compared to Status Quo Members



MEMBERSHIP

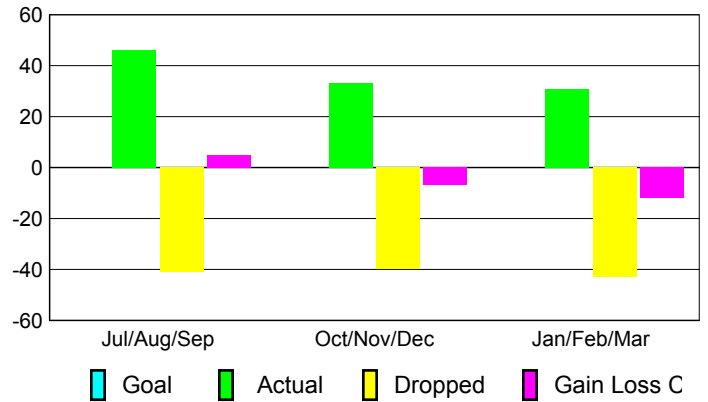
Membership Results 2008-2009

Membership 2007-2008

Month	Net Memb Goal	Actual New Memb	Actual Dropped Memb	Gain/Loss of Memb	Gain/Loss of Memb
Jul/Aug/Sep	0	46	-41	5	2
Oct/Nov/Dec	0	33	-40	-7	-11
Jan/Feb/Mar	0	31	-43	-12	-32
Totals	0	110	-124	-14	-41

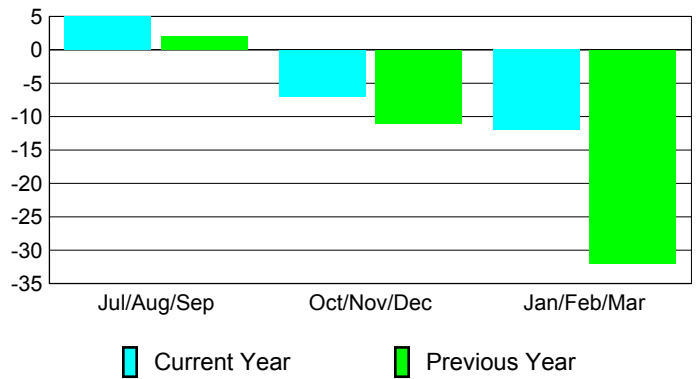
Membership Results 2008-2009

Goal, New, Dropped, Gain/Loss

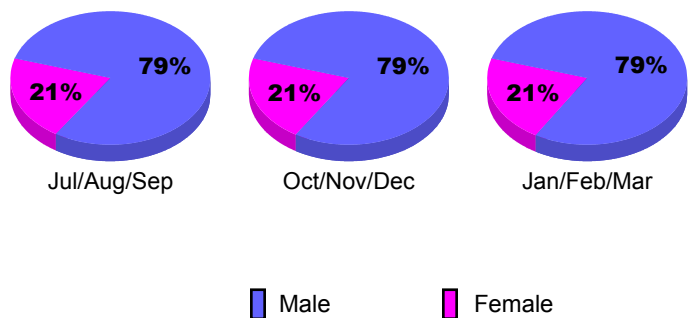


Comparison of Membership Gain/Loss

Current Year Compared to the Previous Year



Gender Comparison 2008-2009





2008-2009 GMT Quarterly Report for District (or Undistricted) **District 11 E2**



GMT: **DENNIS D COBLER**

Location: **MICHIGAN**

GMT CA: **1 & 2**

CLUBS

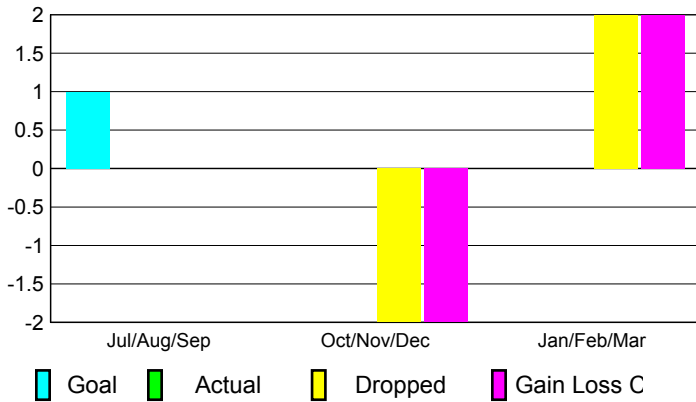
Club Results 2008-2009

Clubs 2007-2008

Month	New Club Goal	Actual New Clubs	Actual Dropped Clubs	Gain/Loss of Clubs	Gain/Loss of Clubs
Jul/Aug/Sep	1	0	0	0	0
Oct/Nov/Dec	0	0	-2	-2	0
Jan/Feb/Mar	0	0	2	2	0
Totals	1	0	0	0	0

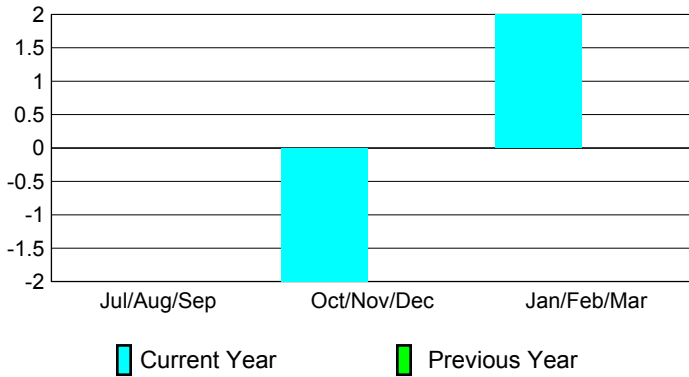
Club Results 2008-2009

Goal, New, Dropped, Gain/Loss



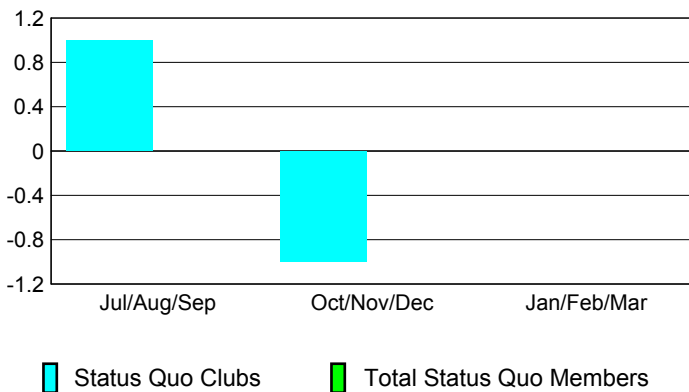
Comparison of Club Gain/Loss

Current Year Compared to the Previous Year



YTD Status Quo Clubs 2008-2009

Status Quo Clubs Compared to Status Quo Members



MEMBERSHIP

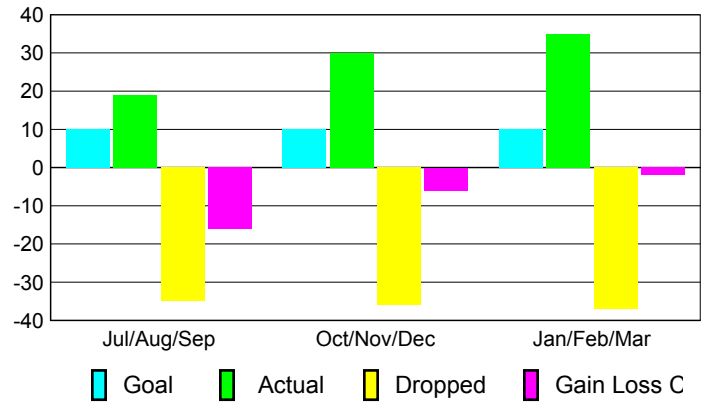
Membership Results 2008-2009

Membership 2007-2008

Month	Net Memb Goal	Actual New Memb	Actual Dropped Memb	Gain/Loss of Memb	Gain/Loss of Memb
Jul/Aug/Sep	10	19	-35	-16	-11
Oct/Nov/Dec	10	30	-36	-6	19
Jan/Feb/Mar	10	35	-37	-2	-11
Totals	30	84	-108	-24	-3

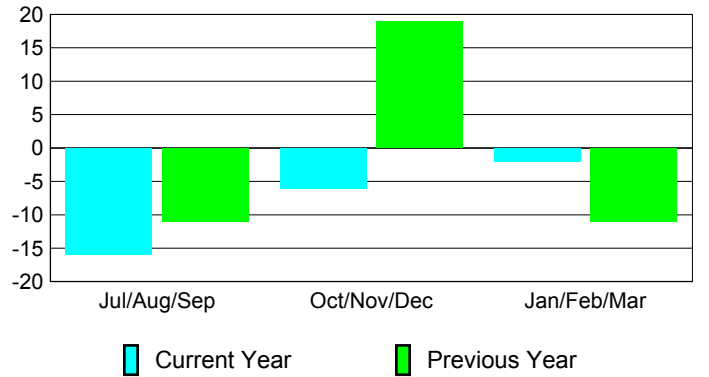
Membership Results 2008-2009

Goal, New, Dropped, Gain/Loss

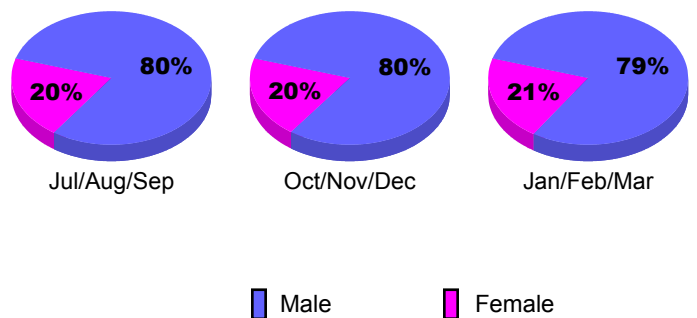


Comparison of Membership Gain/Loss

Current Year Compared to the Previous Year



Gender Comparison 2008-2009





2008-2009 GMT Quarterly Report for District (or Undistricted) **District 25 A**



GMT: **DENNIS D COBLER**

Location: **INDIANA**

GMT CA: **1 & 2**

CLUBS

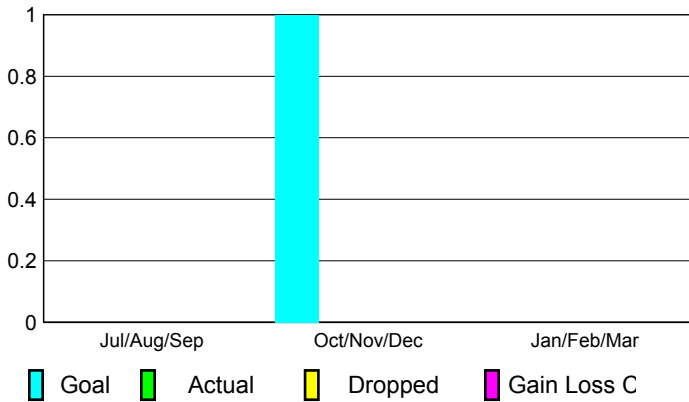
Club Results 2008-2009

Clubs 2007-2008

Month	New Club Goal	Actual New Clubs	Actual Dropped Clubs	Gain/Loss of Clubs	Gain/Loss of Clubs
Jul/Aug/Sep	0	0	0	0	0
Oct/Nov/Dec	1	0	0	0	-1
Jan/Feb/Mar	0	0	0	0	0
Totals	1	0	0	0	-1

Club Results 2008-2009

Goal, New, Dropped, Gain/Loss



MEMBERSHIP

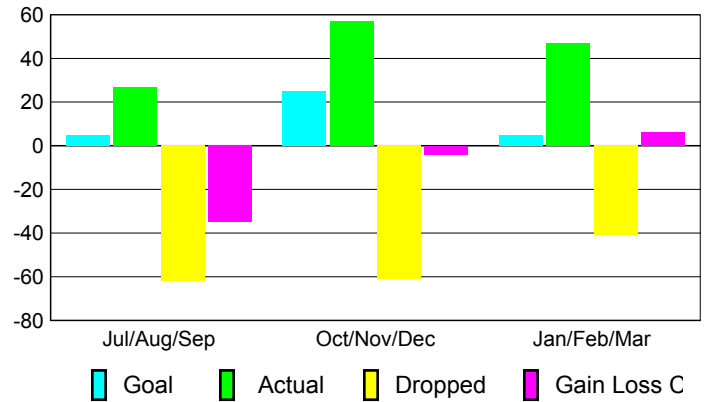
Membership Results 2008-2009

Membership 2007-2008

Month	Net Memb Goal	Actual New Memb	Actual Dropped Memb	Gain/Loss of Memb	Gain/Loss of Memb
Jul/Aug/Sep	5	27	-62	-35	-6
Oct/Nov/Dec	25	57	-61	-4	12
Jan/Feb/Mar	5	47	-41	6	25
Totals	35	131	-164	-33	31

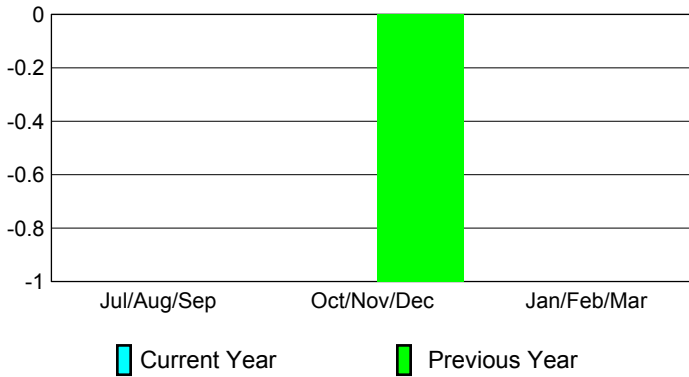
Membership Results 2008-2009

Goal, New, Dropped, Gain/Loss



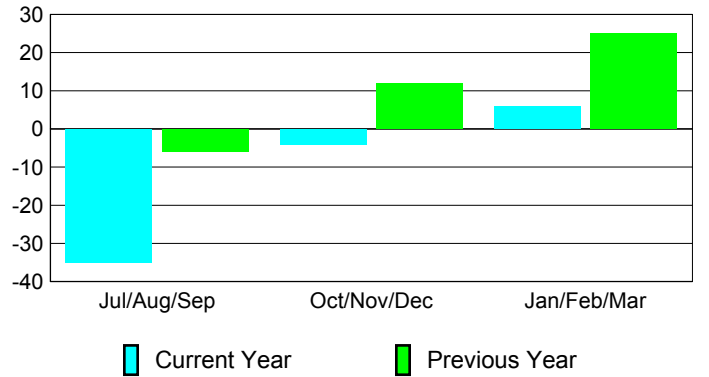
Comparison of Club Gain/Loss

Current Year Compared to the Previous Year




Comparison of Membership Gain/Loss

Current Year Compared to the Previous Year

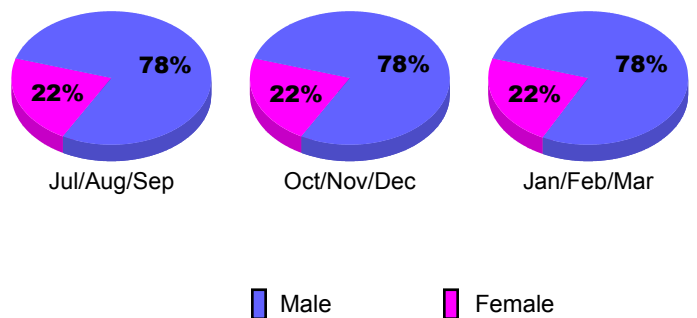


YTD Status Quo Clubs 2008-2009

Status Quo Clubs Compared to Status Quo Members



Gender Comparison 2008-2009





2008-2009 GMT Quarterly Report for District (or Undistricted) **District 25 B**



GMT: **DENNIS D COBLER**

Location: **INDIANA**

GMT CA: **1 & 2**

CLUBS

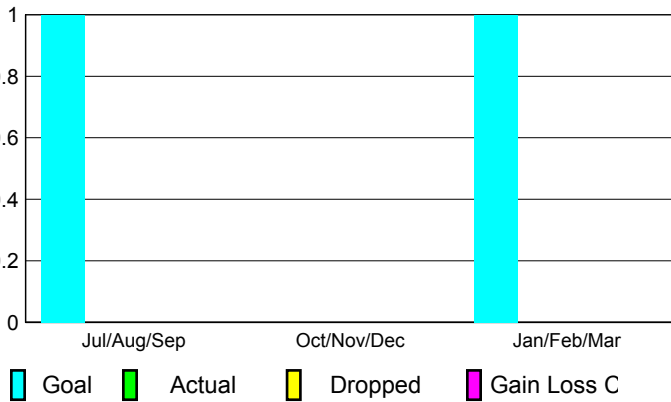
Club Results 2008-2009

Clubs 2007-2008

Month	New Club Goal	Actual New Clubs	Actual Dropped Clubs	Gain/Loss of Clubs	Gain/Loss of Clubs
Jul/Aug/Sep	1	0	0	0	0
Oct/Nov/Dec	0	0	0	0	-2
Jan/Feb/Mar	1	0	0	0	0
Totals	2	0	0	0	-2

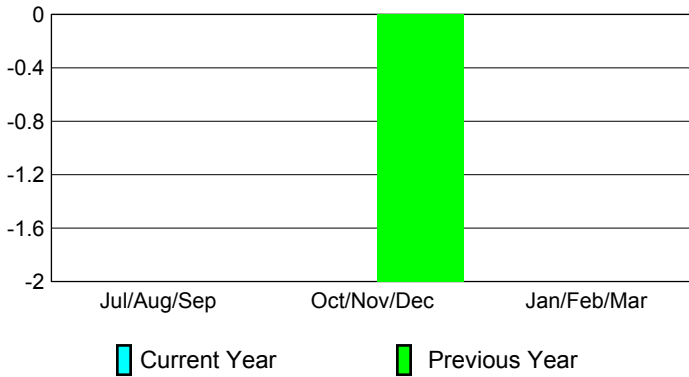
Club Results 2008-2009

Goal, New, Dropped, Gain/Loss




Comparison of Club Gain/Loss

Current Year Compared to the Previous Year



YTD Status Quo Clubs 2008-2009

Status Quo Clubs Compared to Status Quo Members



MEMBERSHIP

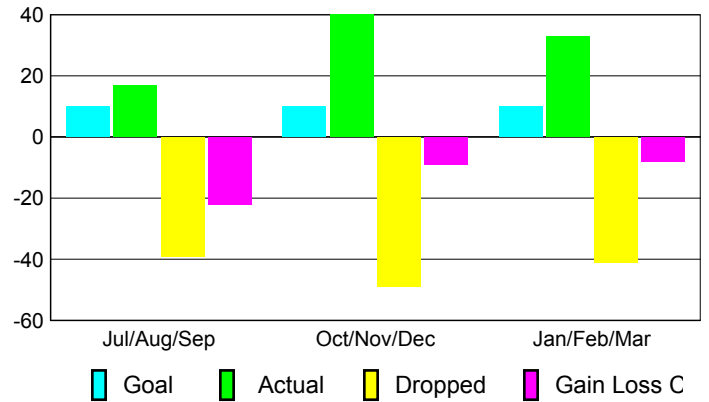
Membership Results 2008-2009

Membership 2007-2008

Month	Net Memb Goal	Actual New Memb	Actual Dropped Memb	Gain/Loss of Memb	Gain/Loss of Memb
Jul/Aug/Sep	10	17	-39	-22	-31
Oct/Nov/Dec	10	40	-49	-9	8
Jan/Feb/Mar	10	33	-41	-8	-14
Totals	30	90	-129	-39	-37

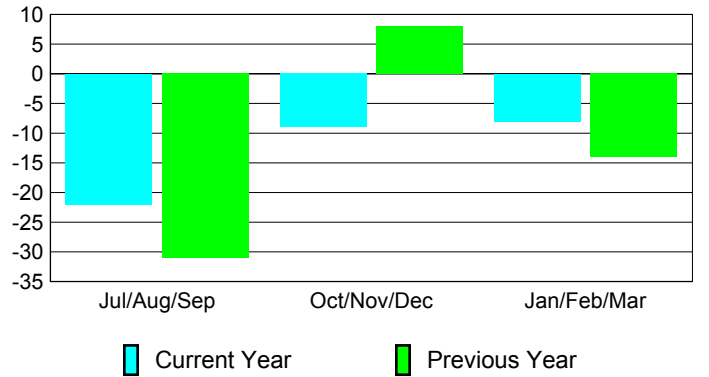
Membership Results 2008-2009

Goal, New, Dropped, Gain/Loss

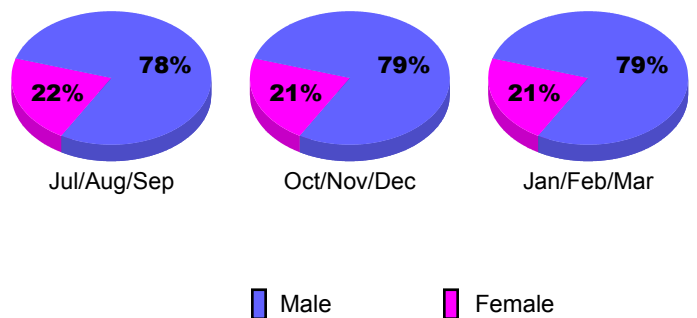


Comparison of Membership Gain/Loss

Current Year Compared to the Previous Year



Gender Comparison 2008-2009





2008-2009 GMT Quarterly Report for District (or Undistricted) **District 25 C**



GMT: **DENNIS D COBLER**

Location: **INDIANA**

GMT CA: **1 & 2**

CLUBS

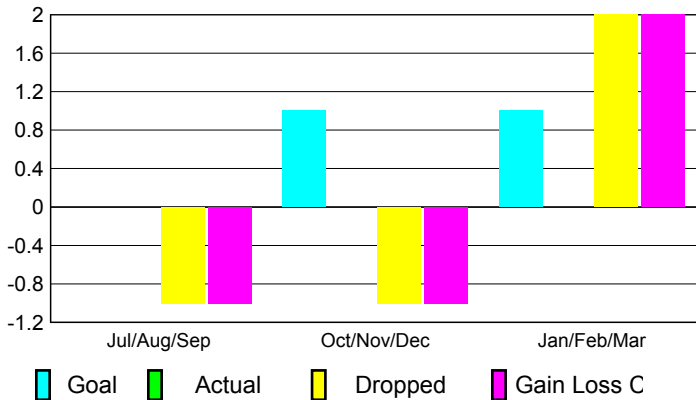
Club Results 2008-2009

Clubs 2007-2008

Month	New Club Goal	Actual New Clubs	Actual Dropped Clubs	Gain/Loss of Clubs	Gain/Loss of Clubs
Jul/Aug/Sep	0	0	-1	-1	1
Oct/Nov/Dec	1	0	-1	-1	0
Jan/Feb/Mar	1	0	2	2	1
Totals	2	0	0	0	2

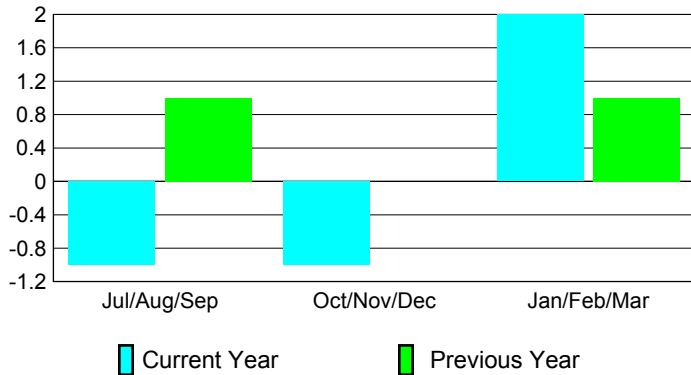
Club Results 2008-2009

Goal, New, Dropped, Gain/Loss



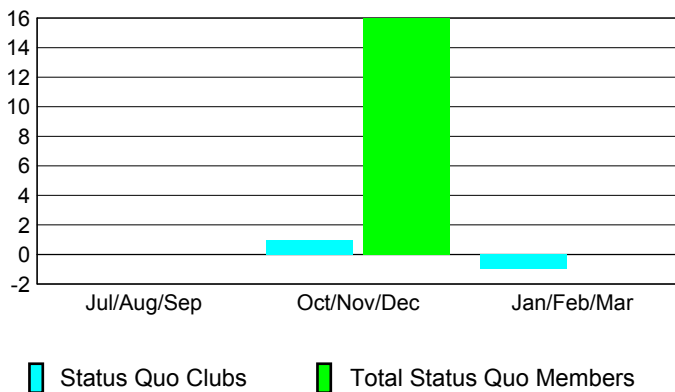
Comparison of Club Gain/Loss

Current Year Compared to the Previous Year



YTD Status Quo Clubs 2008-2009

Status Quo Clubs Compared to Status Quo Members



MEMBERSHIP

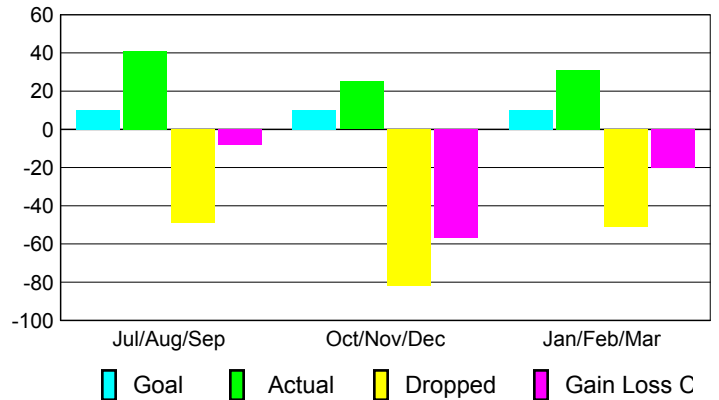
Membership Results 2008-2009

Membership 2007-2008

Month	Net Memb Goal	Actual New Memb	Actual Dropped Memb	Gain/Loss of Memb	Gain/Loss of Memb
Jul/Aug/Sep	10	41	-49	-8	26
Oct/Nov/Dec	10	25	-82	-57	6
Jan/Feb/Mar	10	31	-51	-20	-5
Totals	30	97	-182	-85	27

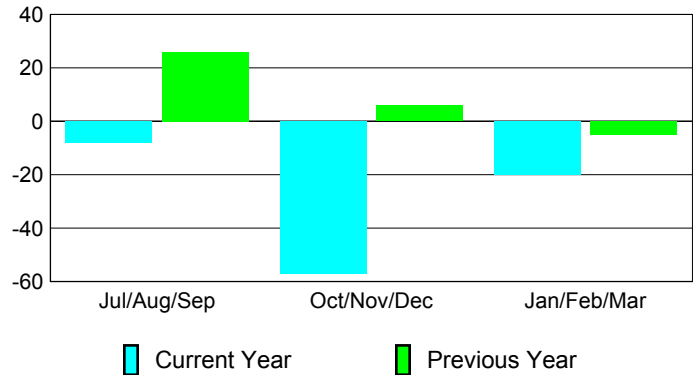
Membership Results 2008-2009

Goal, New, Dropped, Gain/Loss

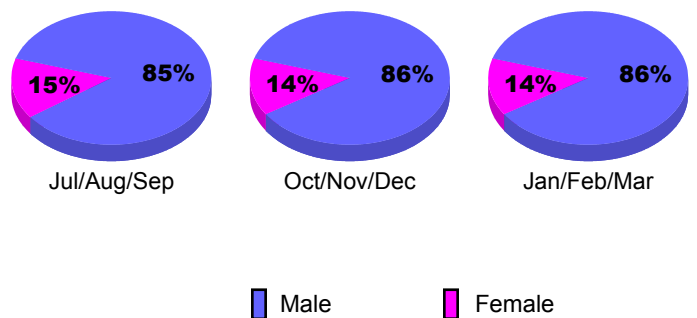


Comparison of Membership Gain/Loss

Current Year Compared to the Previous Year



Gender Comparison 2008-2009





2008-2009 GMT Quarterly Report for District (or Undistricted) **District 25 D**



GMT: **DENNIS D COBLER**

Location: **INDIANA**

GMT CA: **1 & 2**

CLUBS

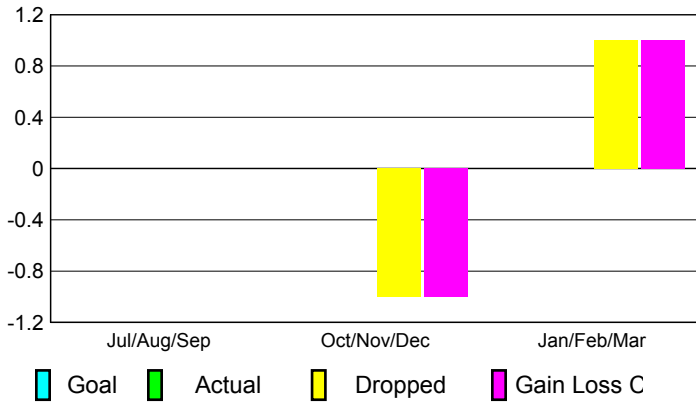
Club Results 2008-2009

Clubs 2007-2008

Month	New Club Goal	Actual New Clubs	Actual Dropped Clubs	Gain/Loss of Clubs	Gain/Loss of Clubs
Jul/Aug/Sep	0	0	0	0	0
Oct/Nov/Dec	0	0	-1	-1	-2
Jan/Feb/Mar	0	0	1	1	0
Totals	0	0	0	0	-2

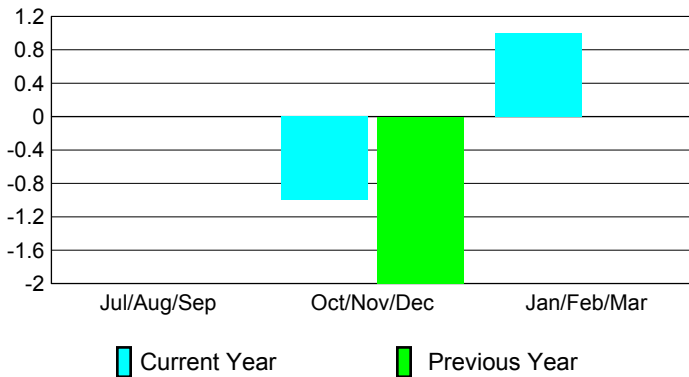
Club Results 2008-2009

Goal, New, Dropped, Gain/Loss



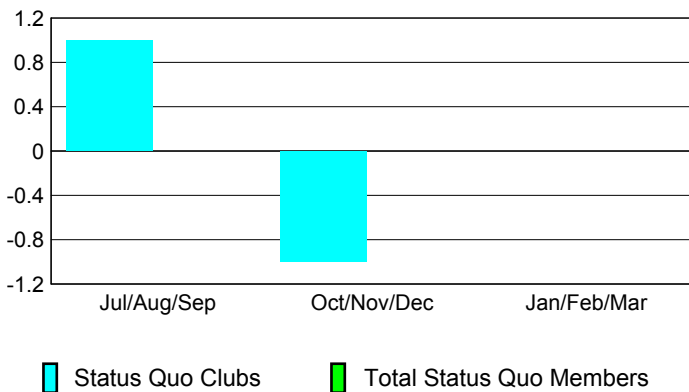
Comparison of Club Gain/Loss

Current Year Compared to the Previous Year



YTD Status Quo Clubs 2008-2009

Status Quo Clubs Compared to Status Quo Members



MEMBERSHIP

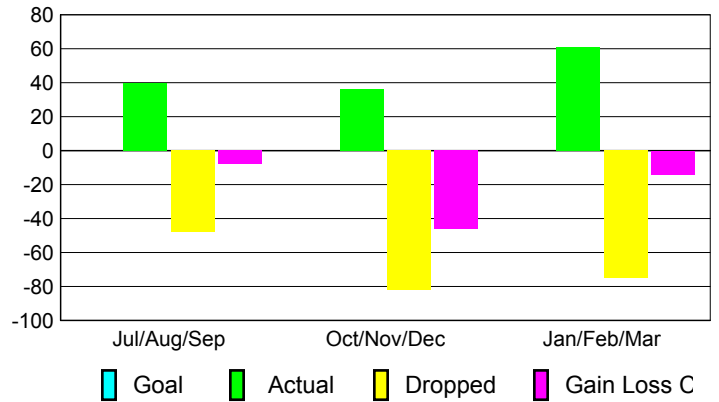
Membership Results 2008-2009

Membership 2007-2008

Month	Net Memb Goal	Actual New Memb	Actual Dropped Memb	Gain/Loss of Memb	Gain/Loss of Memb
Jul/Aug/Sep	0	40	-48	-8	-4
Oct/Nov/Dec	0	36	-82	-46	-81
Jan/Feb/Mar	0	61	-75	-14	-1
Totals	0	137	-205	-68	-86

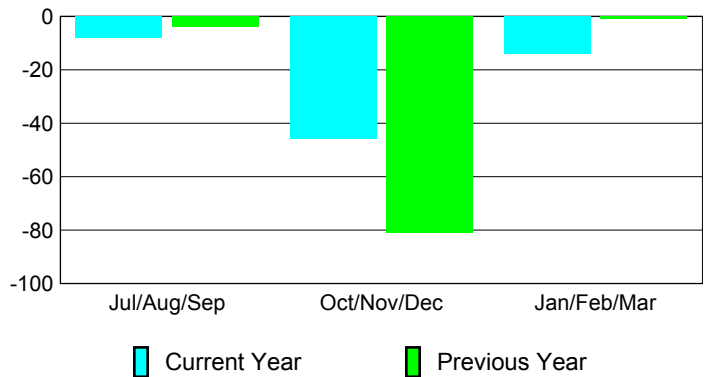
Membership Results 2008-2009

Goal, New, Dropped, Gain/Loss

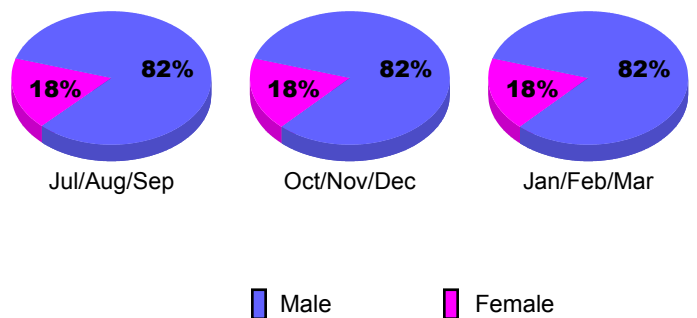


Comparison of Membership Gain/Loss

Current Year Compared to the Previous Year



Gender Comparison 2008-2009





2008-2009 GMT Quarterly Report for District (or Undistricted) **District 25 E1**



GMT: **DENNIS D COBLER**

Location: **INDIANA**

GMT CA: **1 & 2**

CLUBS

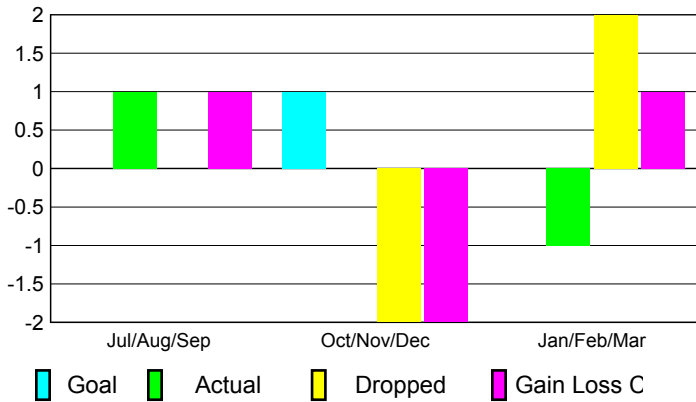
Club Results 2008-2009

Clubs 2007-2008

Month	New Club Goal	Actual New Clubs	Actual Dropped Clubs	Gain/Loss of Clubs	Gain/Loss of Clubs
Jul/Aug/Sep	0	1	0	1	0
Oct/Nov/Dec	1	0	-2	-2	-3
Jan/Feb/Mar	0	-1	2	1	1
Totals	1	0	0	0	-2

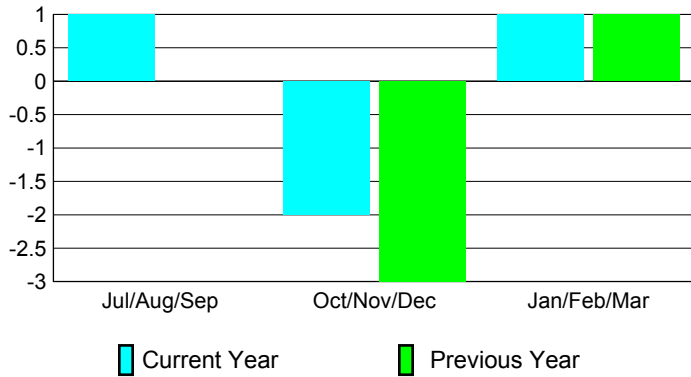
Club Results 2008-2009

Goal, New, Dropped, Gain/Loss



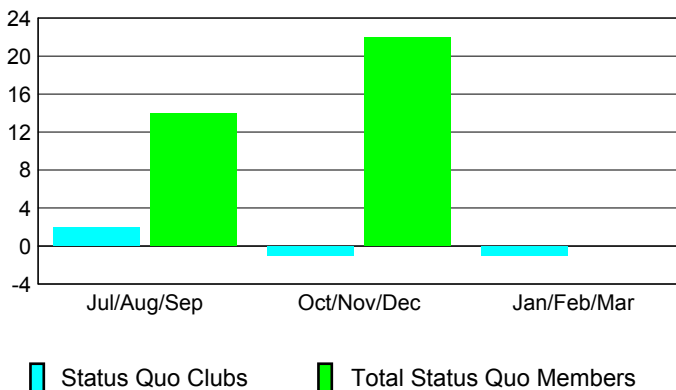
Comparison of Club Gain/Loss

Current Year Compared to the Previous Year



YTD Status Quo Clubs 2008-2009

Status Quo Clubs Compared to Status Quo Members



MEMBERSHIP

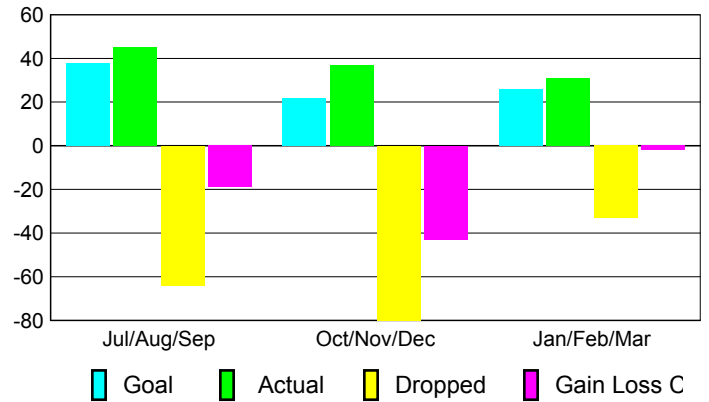
Membership Results 2008-2009

Membership 2007-2008

Month	Net Memb Goal	Actual New Memb	Actual Dropped Memb	Gain/Loss of Memb	Gain/Loss of Memb
Jul/Aug/Sep	38	45	-64	-19	10
Oct/Nov/Dec	22	37	-80	-43	-25
Jan/Feb/Mar	26	31	-33	-2	29
Totals	86	113	-177	-64	14

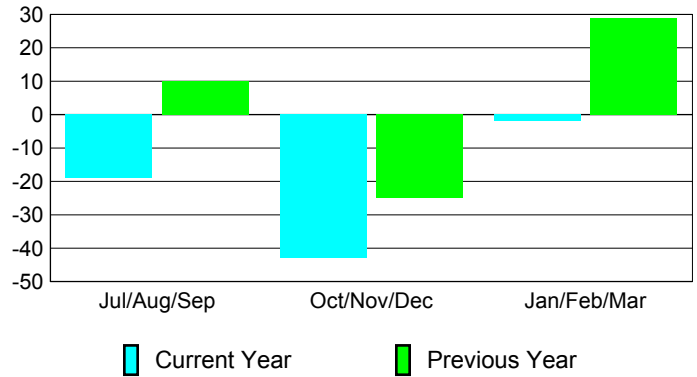
Membership Results 2008-2009

Goal, New, Dropped, Gain/Loss

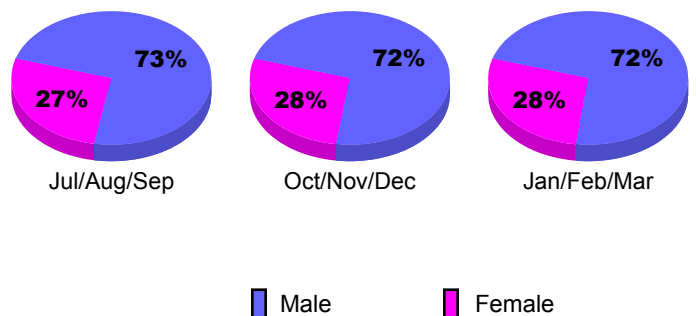


Comparison of Membership Gain/Loss

Current Year Compared to the Previous Year



Gender Comparison 2008-2009





2008-2009 GMT Quarterly Report for District (or Undistricted) **District 25 E2**



GMT: **DENNIS D COBLER**

Location: **INDIANA**

GMT CA: **1 & 2**

CLUBS

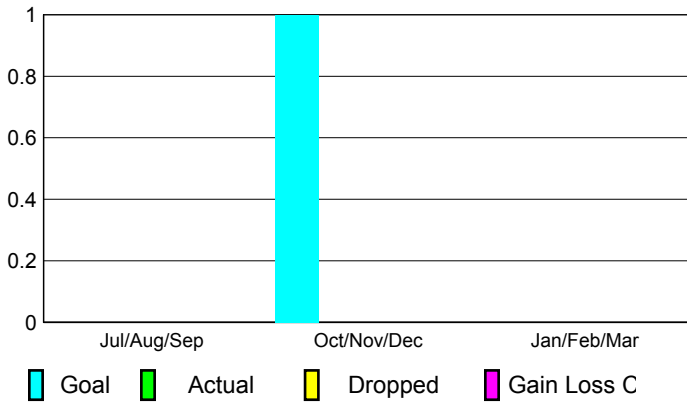
Club Results 2008-2009

Clubs 2007-2008

Month	New Club Goal	Actual New Clubs	Actual Dropped Clubs	Gain/Loss of Clubs	Gain/Loss of Clubs
Jul/Aug/Sep	0	0	0	0	1
Oct/Nov/Dec	1	0	0	0	0
Jan/Feb/Mar	0	0	0	0	1
Totals	1	0	0	0	2

Club Results 2008-2009

Goal, New, Dropped, Gain/Loss



MEMBERSHIP

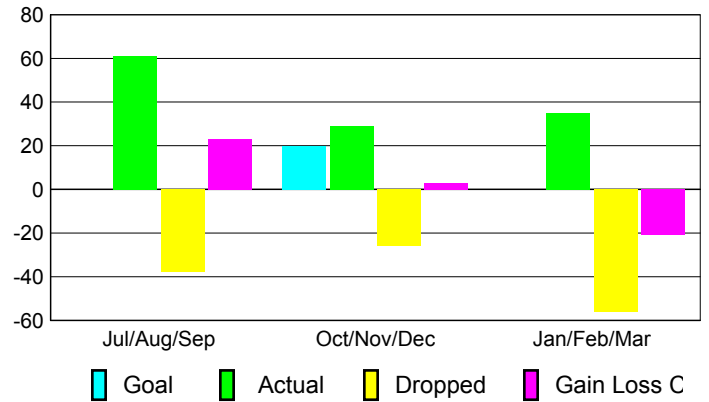
Membership Results 2008-2009

Membership 2007-2008

Month	Net Memb Goal	Actual New Memb	Actual Dropped Memb	Gain/Loss of Memb	Gain/Loss of Memb
Jul/Aug/Sep	0	61	-38	23	22
Oct/Nov/Dec	20	29	-26	3	44
Jan/Feb/Mar	0	35	-56	-21	13
Totals	20	125	-120	5	79

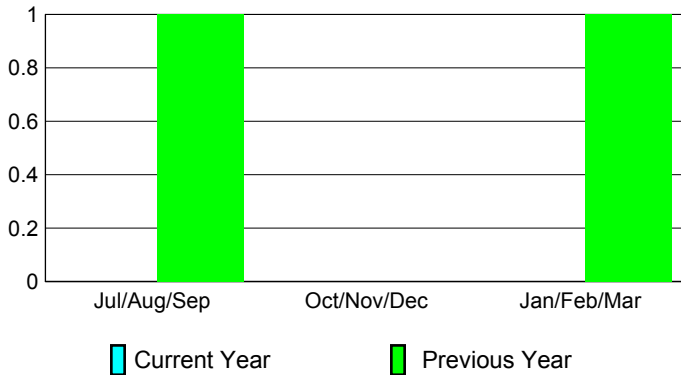
Membership Results 2008-2009

Goal, New, Dropped, Gain/Loss



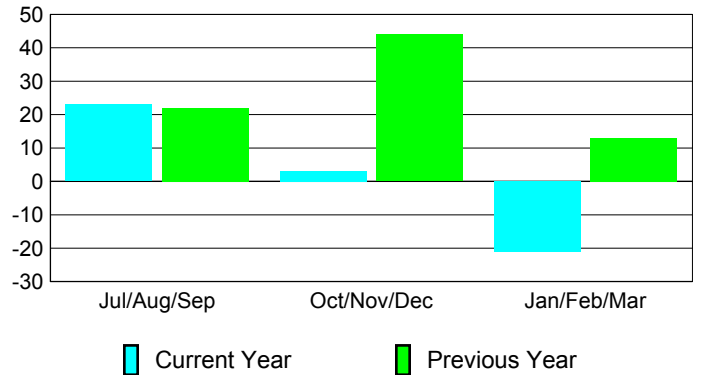
Comparison of Club Gain/Loss

Current Year Compared to the Previous Year




Comparison of Membership Gain/Loss

Current Year Compared to the Previous Year

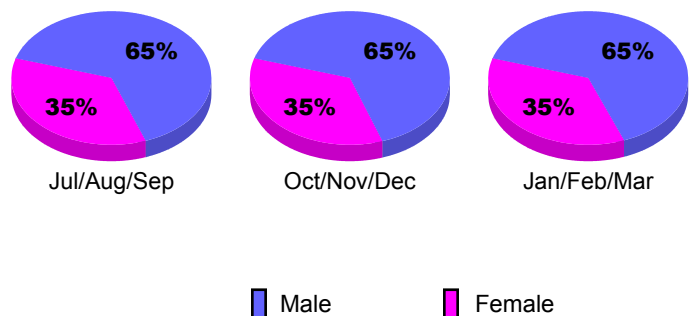


YTD Status Quo Clubs 2008-2009

Status Quo Clubs Compared to Status Quo Members



Gender Comparison 2008-2009





2008-2009 GMT Quarterly Report for District (or Undistricted) **District 25 F**



GMT: **DENNIS D COBLER**

Location: **INDIANA**

GMT CA: **1 & 2**

CLUBS

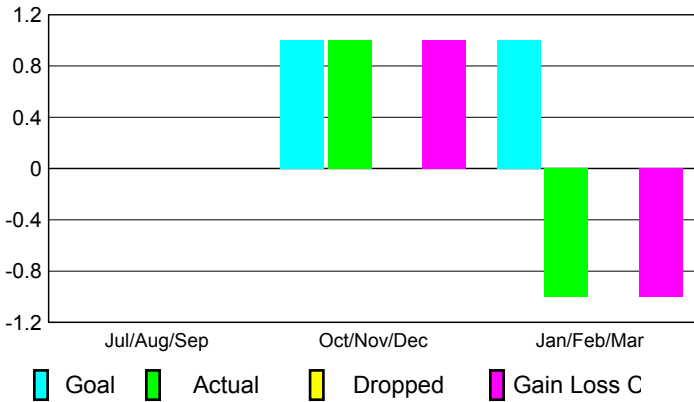
Club Results 2008-2009

Clubs 2007-2008

Month	New Club Goal	Actual New Clubs	Actual Dropped Clubs	Gain/Loss of Clubs	Gain/Loss of Clubs
Jul/Aug/Sep	0	0	0	0	0
Oct/Nov/Dec	1	1	0	1	-2
Jan/Feb/Mar	1	-1	0	-1	-1
Totals	2	0	0	0	-3

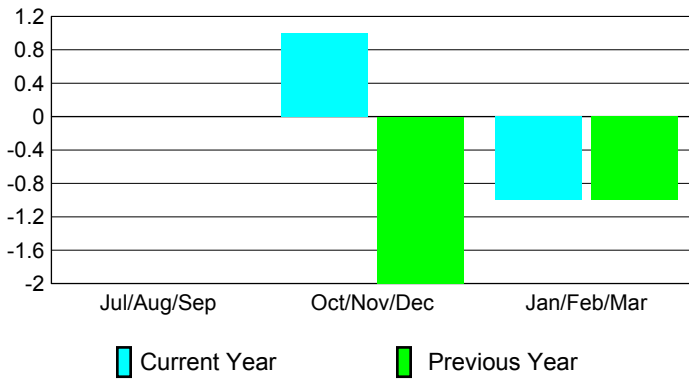
Club Results 2008-2009

Goal, New, Dropped, Gain/Loss




Comparison of Club Gain/Loss

Current Year Compared to the Previous Year



YTD Status Quo Clubs 2008-2009

Status Quo Clubs Compared to Status Quo Members



MEMBERSHIP

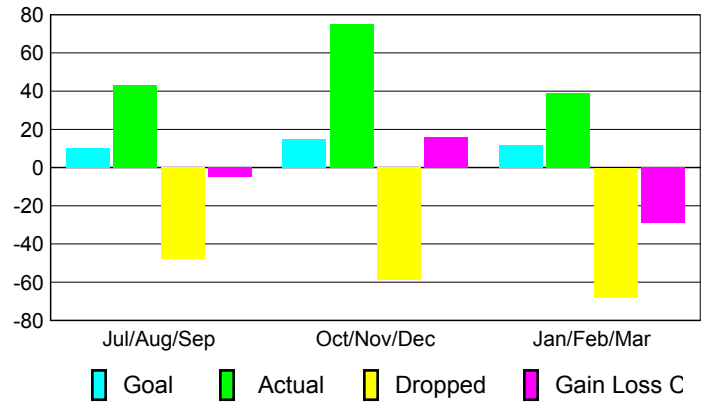
Membership Results 2008-2009

Membership 2007-2008

Month	Net Memb Goal	Actual New Memb	Actual Dropped Memb	Gain/Loss of Memb	Gain/Loss of Memb
Jul/Aug/Sep	10	43	-48	-5	-41
Oct/Nov/Dec	15	75	-59	16	-36
Jan/Feb/Mar	12	39	-68	-29	-39
Totals	37	157	-175	-18	-116

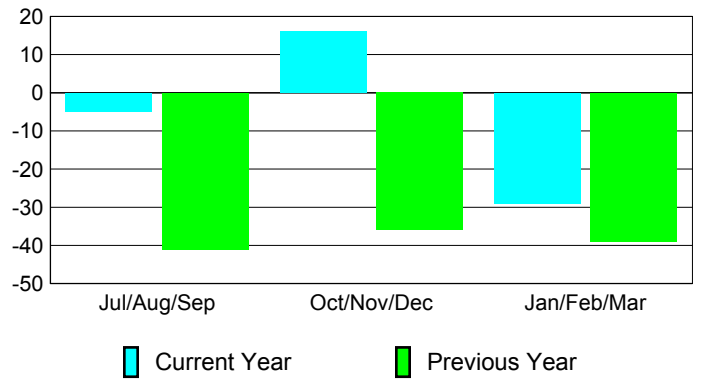
Membership Results 2008-2009

Goal, New, Dropped, Gain/Loss

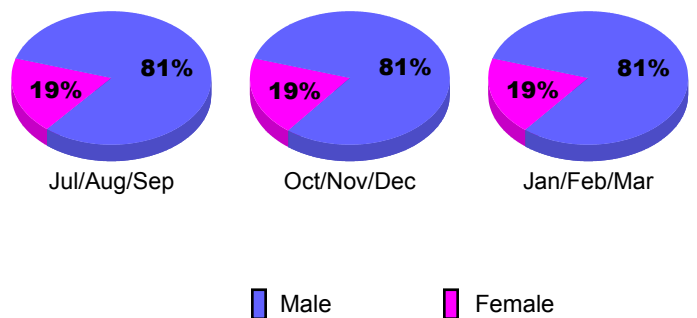


Comparison of Membership Gain/Loss

Current Year Compared to the Previous Year



Gender Comparison 2008-2009





2008-2009 GMT Quarterly Report for District (or Undistricted) **District 25 G**



GMT: **DENNIS D COBLER**

Location: **INDIANA**

GMT CA: **1 & 2**

CLUBS

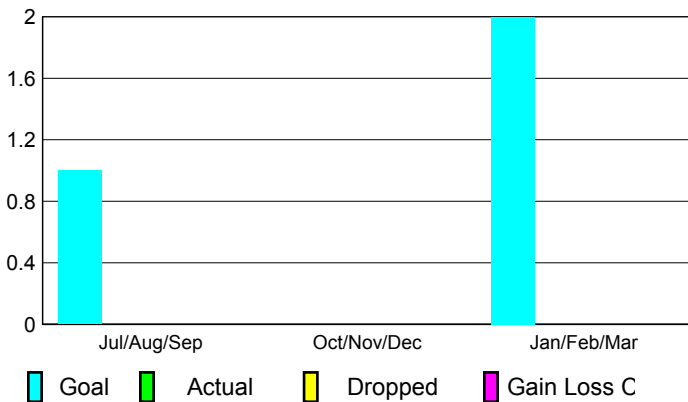
Club Results 2008-2009

Clubs 2007-2008

Month	New Club Goal	Actual New Clubs	Actual Dropped Clubs	Gain/Loss of Clubs	Gain/Loss of Clubs
Jul/Aug/Sep	1	0	0	0	0
Oct/Nov/Dec	0	0	0	0	0
Jan/Feb/Mar	2	0	0	0	1
Totals	3	0	0	0	1

Club Results 2008-2009

Goal, New, Dropped, Gain/Loss



MEMBERSHIP

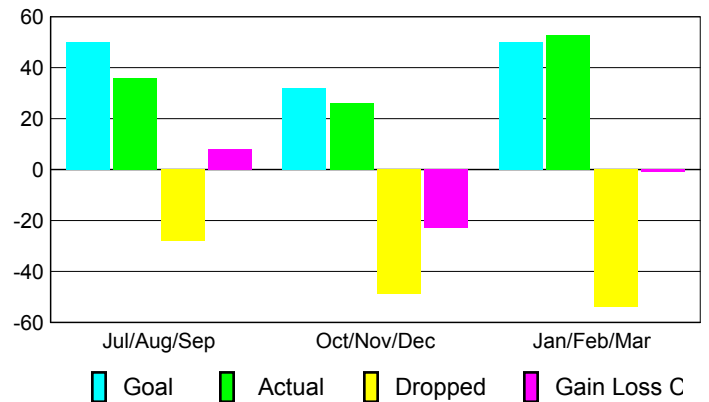
Membership Results 2008-2009

Membership 2007-2008

Month	Net Memb Goal	Actual New Memb	Actual Dropped Memb	Gain/Loss of Memb	Gain/Loss of Memb
Jul/Aug/Sep	50	36	-28	8	-10
Oct/Nov/Dec	32	26	-49	-23	-18
Jan/Feb/Mar	50	53	-54	-1	27
Totals	132	115	-131	-16	-1


Membership Results 2008-2009

Goal, New, Dropped, Gain/Loss



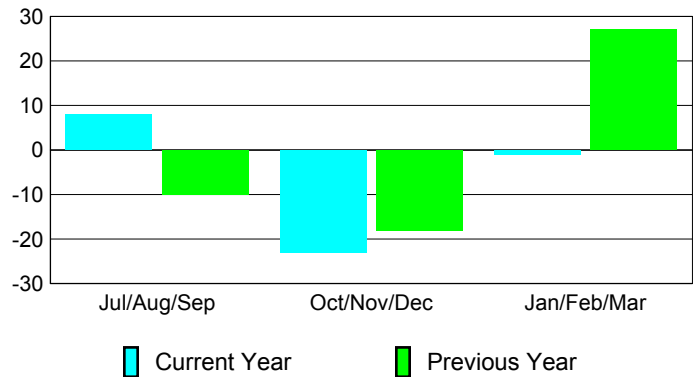
Comparison of Club Gain/Loss

Current Year Compared to the Previous Year




Comparison of Membership Gain/Loss

Current Year Compared to the Previous Year

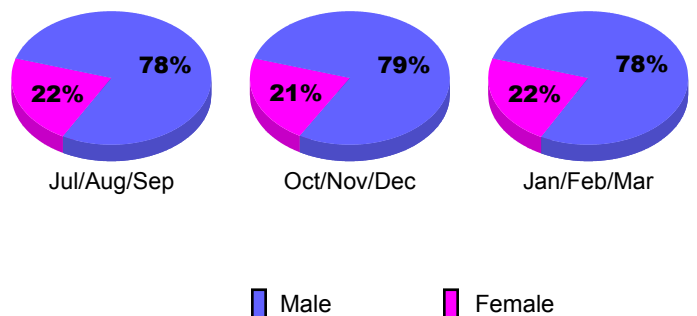


YTD Status Quo Clubs 2008-2009

Status Quo Clubs Compared to Status Quo Members



Gender Comparison 2008-2009





2008-2009 GMT Quarterly Report for District (or Undistricted) **District 43 K**



GMT: **DENNIS D COBLER**

Location: **KENTUCKY**

GMT CA: **1 & 2**

CLUBS

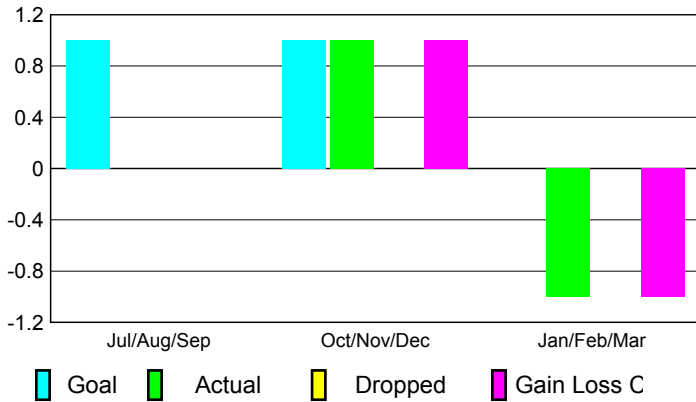
Club Results 2008-2009

Clubs 2007-2008

Month	New Club	Actual New	Actual Dropped	Gain/Loss of	Gain/Loss of
	Goal	Clubs	Clubs	Clubs	Clubs
Jul/Aug/Sep	1	0	0	0	0
Oct/Nov/Dec	1	1	0	1	1
Jan/Feb/Mar	0	-1	0	-1	0
Totals	2	0	0	0	1

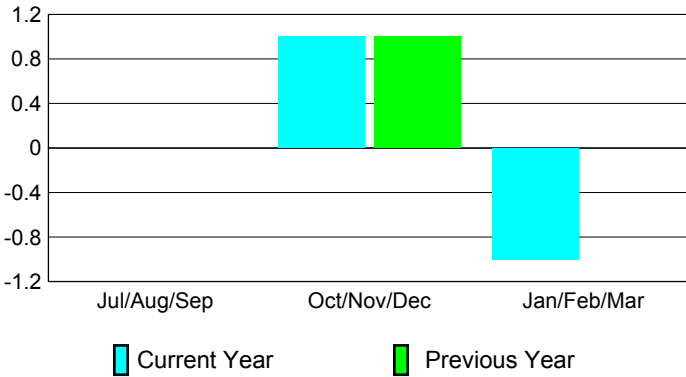
Club Results 2008-2009

Goal, New, Dropped, Gain/Loss




Comparison of Club Gain/Loss

Current Year Compared to the Previous Year



YTD Status Quo Clubs 2008-2009

Status Quo Clubs Compared to Status Quo Members



MEMBERSHIP

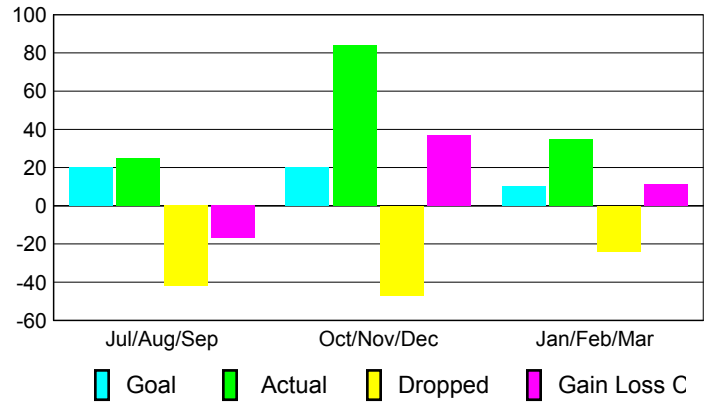
Membership Results 2008-2009

Membership 2007-2008

Month	Net Memb	Actual New	Actual Dropped	Gain/Loss of	Gain/Loss of
	Goal	Memb	Memb	Memb	Memb
Jul/Aug/Sep	20	25	-42	-17	3
Oct/Nov/Dec	20	84	-47	37	27
Jan/Feb/Mar	10	35	-24	11	-20
Totals	50	144	-113	31	10

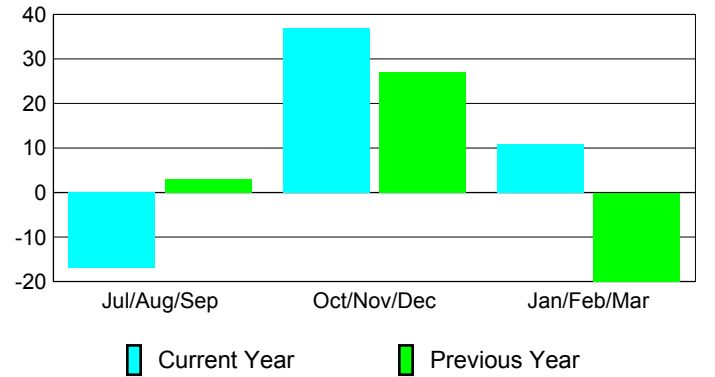
Membership Results 2008-2009

Goal, New, Dropped, Gain/Loss

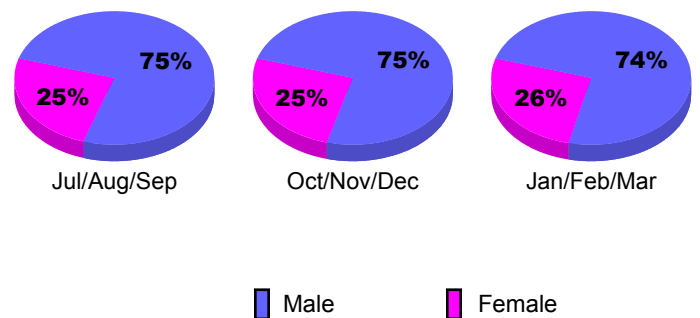


Comparison of Membership Gain/Loss

Current Year Compared to the Previous Year



Gender Comparison 2008-2009





2008-2009 GMT Quarterly Report for District (or Undistricted) **District 43 E**



GMT: **DENNIS D COBLER**

Location: **KENTUCKY**

GMT CA: **1 & 2**

CLUBS

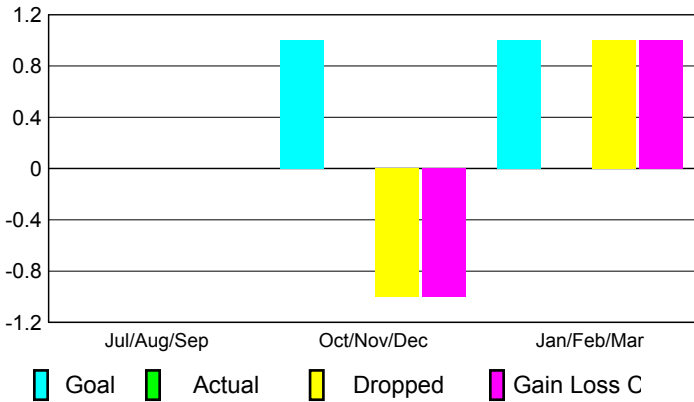
Club Results 2008-2009

Clubs 2007-2008

Month	New Club Goal	Actual New Clubs	Actual Dropped Clubs	Gain/Loss of Clubs	Gain/Loss of Clubs
Jul/Aug/Sep	0	0	0	0	0
Oct/Nov/Dec	1	0	-1	-1	1
Jan/Feb/Mar	1	0	1	1	-1
Totals	2	0	0	0	0

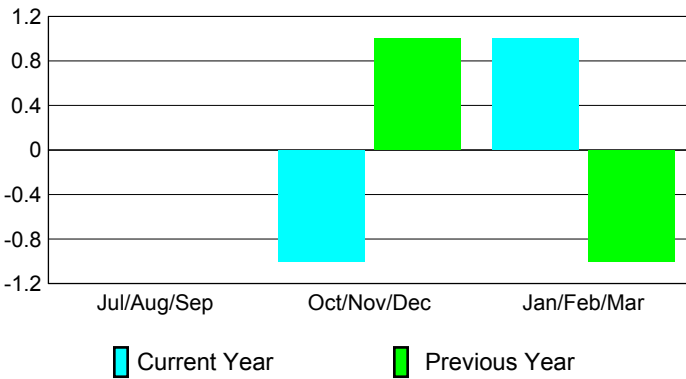
Club Results 2008-2009

Goal, New, Dropped, Gain/Loss



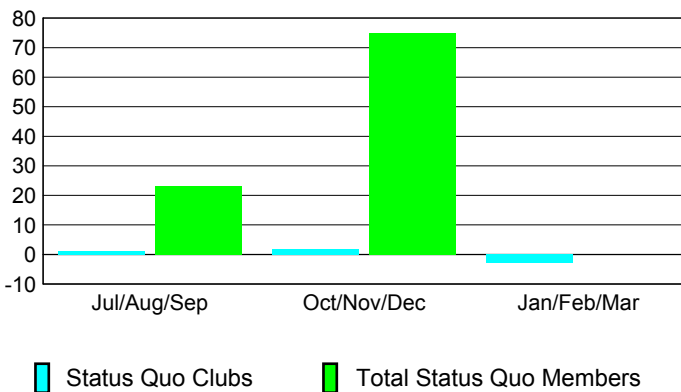
Comparison of Club Gain/Loss

Current Year Compared to the Previous Year



YTD Status Quo Clubs 2008-2009

Status Quo Clubs Compared to Status Quo Members



MEMBERSHIP

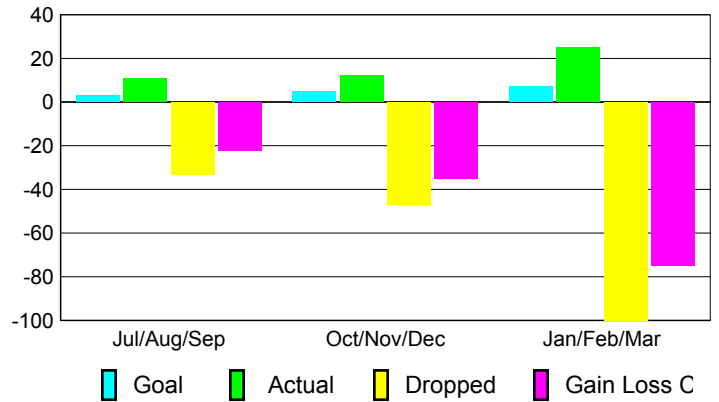
Membership Results 2008-2009

Membership 2007-2008

Month	Net Memb Goal	Actual New Memb	Actual Dropped Memb	Gain/Loss of Memb	Gain/Loss of Memb
Jul/Aug/Sep	3	11	-33	-22	-7
Oct/Nov/Dec	5	12	-47	-35	30
Jan/Feb/Mar	7	25	-100	-75	-12
Totals	15	48	-180	-132	11

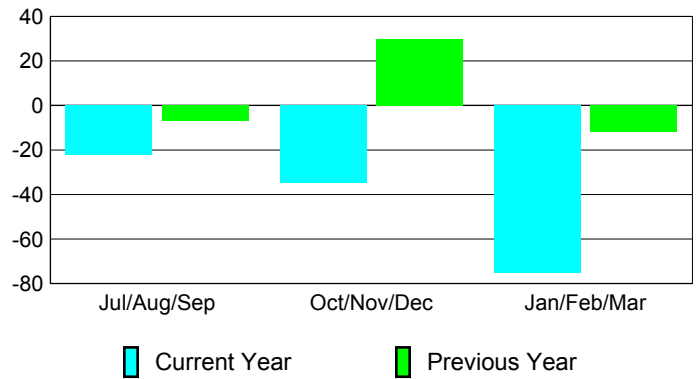
Membership Results 2008-2009

Goal, New, Dropped, Gain/Loss

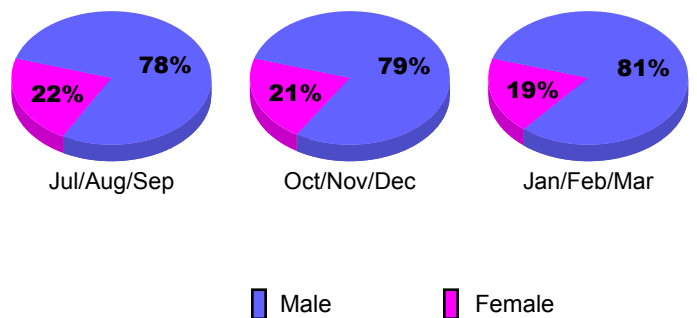


Comparison of Membership Gain/Loss

Current Year Compared to the Previous Year



Gender Comparison 2008-2009





2008-2009 GMT Quarterly Report for District (or Undistricted) **District 43 N**



GMT: **DENNIS D COBLER**

Location: **KENTUCKY**

GMT CA: **1 & 2**

CLUBS

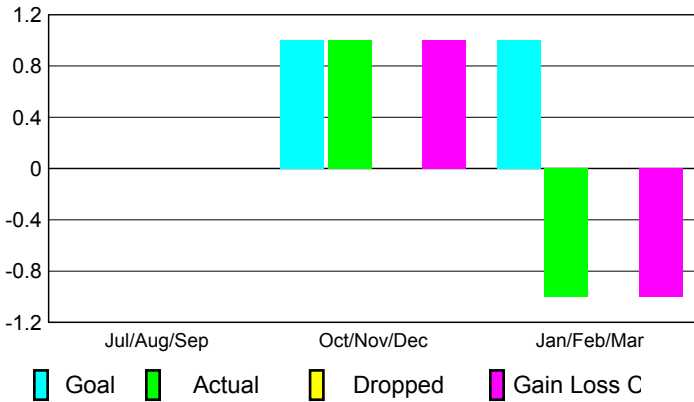
Club Results 2008-2009

Clubs 2007-2008

Month	New Club Goal	Actual New Clubs	Actual Dropped Clubs	Gain/Loss of Clubs	Gain/Loss of Clubs
Jul/Aug/Sep	0	0	0	0	0
Oct/Nov/Dec	1	1	0	1	0
Jan/Feb/Mar	1	-1	0	-1	-1
Totals	2	0	0	0	-1

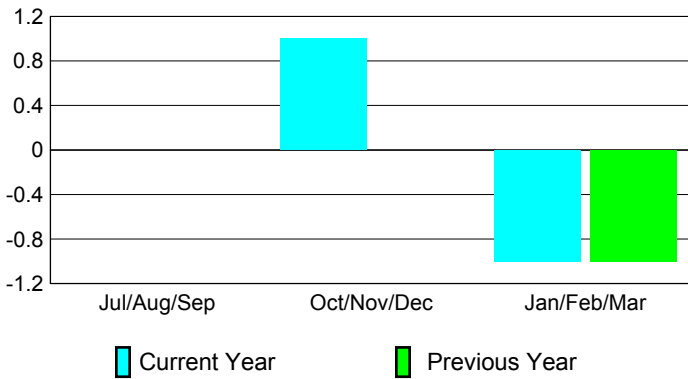
Club Results 2008-2009

Goal, New, Dropped, Gain/Loss



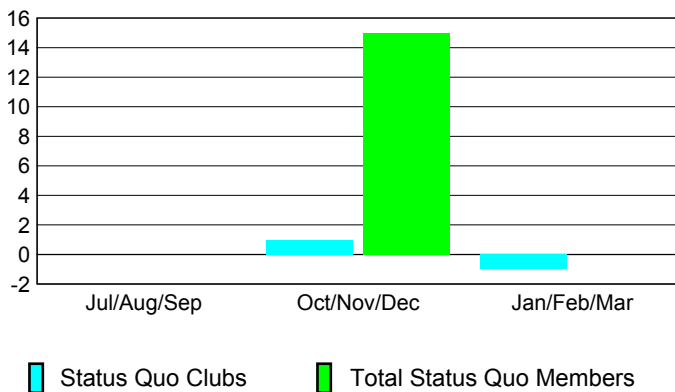
Comparison of Club Gain/Loss

Current Year Compared to the Previous Year



YTD Status Quo Clubs 2008-2009

Status Quo Clubs Compared to Status Quo Members



MEMBERSHIP

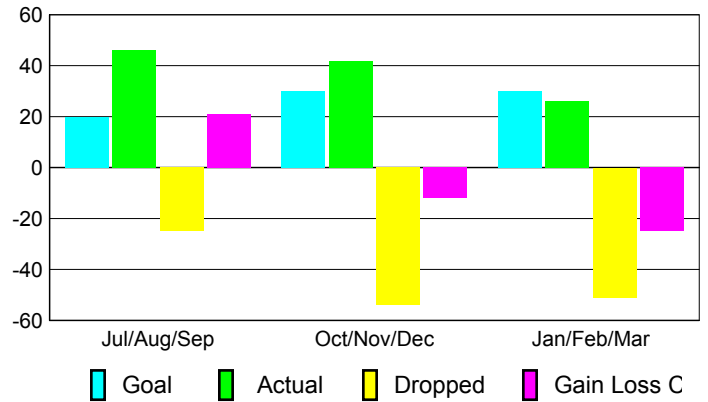
Membership Results 2008-2009

Membership 2007-2008

Month	Net Memb Goal	Actual New Memb	Actual Dropped Memb	Gain/Loss of Memb	Gain/Loss of Memb
Jul/Aug/Sep	20	46	-25	21	-6
Oct/Nov/Dec	30	42	-54	-12	-21
Jan/Feb/Mar	30	26	-51	-25	-15
Totals	80	114	-130	-16	-42

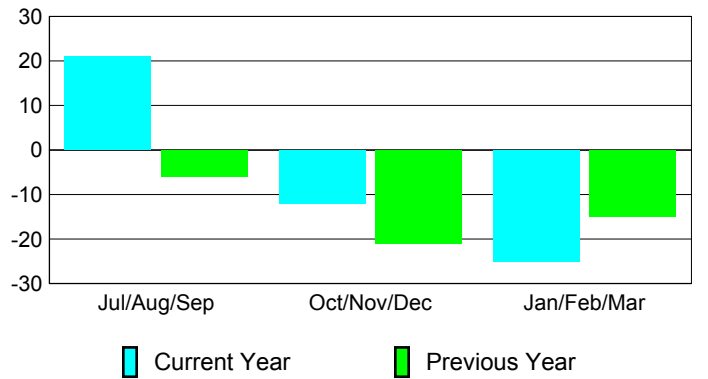
Membership Results 2008-2009

Goal, New, Dropped, Gain/Loss

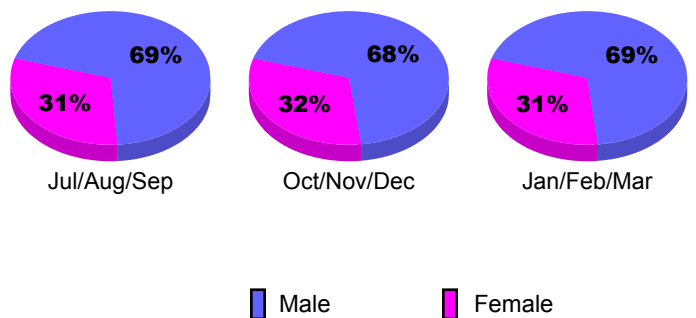


Comparison of Membership Gain/Loss

Current Year Compared to the Previous Year



Gender Comparison 2008-2009





2008-2009 GMT Quarterly Report for District (or Undistricted) **District 43 T**



GMT: **DENNIS D COBLER**

Location: **KENTUCKY**

GMT CA: **1 & 2**

CLUBS

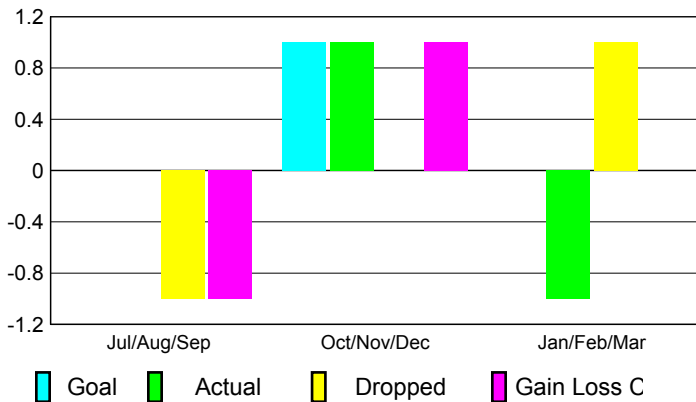
Club Results 2008-2009

Clubs 2007-2008

Month	New Club Goal	Actual New Clubs	Actual Dropped Clubs	Gain/Loss of Clubs	Gain/Loss of Clubs
Jul/Aug/Sep	0	0	-1	-1	0
Oct/Nov/Dec	1	1	0	1	-1
Jan/Feb/Mar	0	-1	1	0	0
Totals	1	0	0	0	-1

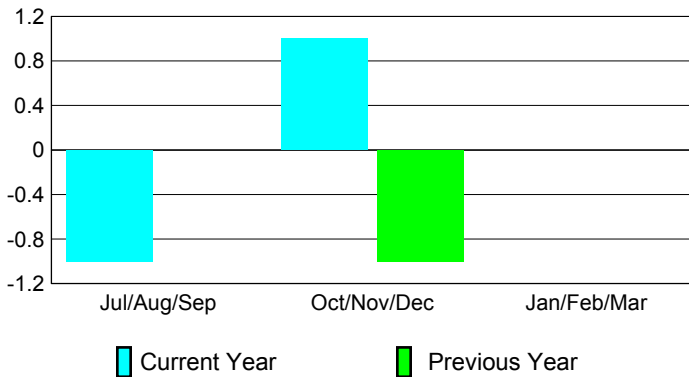
Club Results 2008-2009

Goal, New, Dropped, Gain/Loss




Comparison of Club Gain/Loss

Current Year Compared to the Previous Year



YTD Status Quo Clubs 2008-2009

Status Quo Clubs Compared to Status Quo Members



MEMBERSHIP

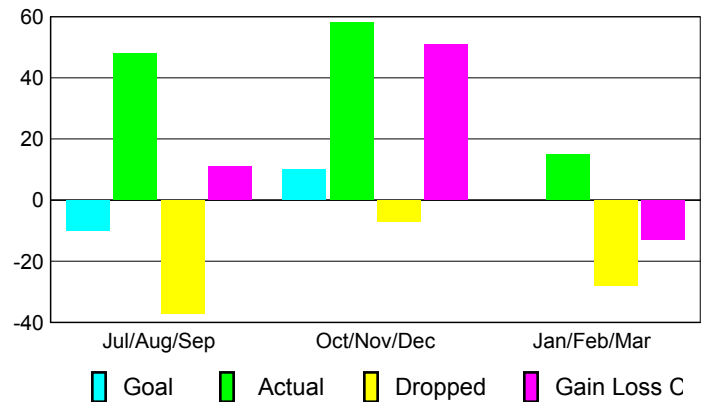
Membership Results 2008-2009

Membership 2007-2008

Month	Net Memb Goal	Actual New Memb	Actual Dropped Memb	Gain/Loss of Memb	Gain/Loss of Memb
Jul/Aug/Sep	-10	48	-37	11	-8
Oct/Nov/Dec	10	58	-7	51	-26
Jan/Feb/Mar	0	15	-28	-13	-4
Totals	0	121	-72	49	-38

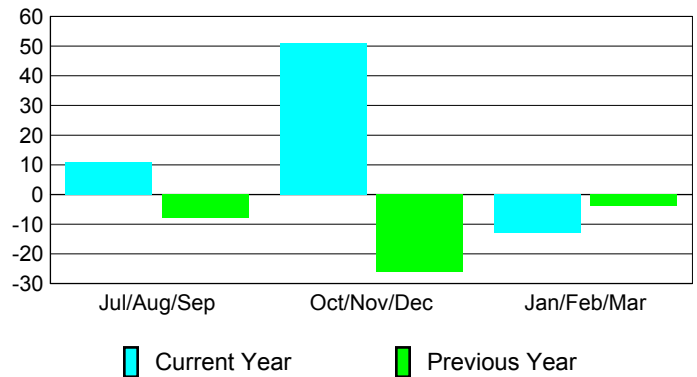
Membership Results 2008-2009

Goal, New, Dropped, Gain/Loss

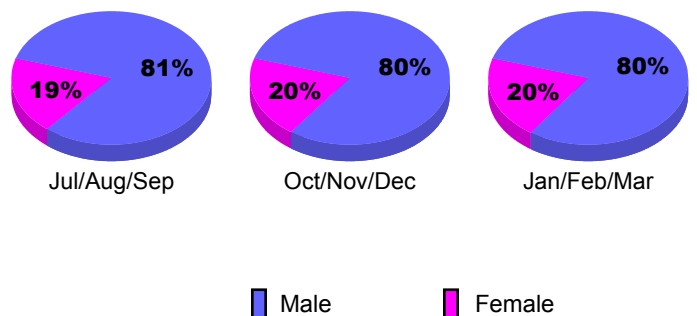


Comparison of Membership Gain/Loss

Current Year Compared to the Previous Year



Gender Comparison 2008-2009





2008-2009 GMT Quarterly Report for District (or Undistricted) **District 43 C**



GMT: **DENNIS D COBLER**

Location: **KENTUCKY**

GMT CA: **1 & 2**

CLUBS

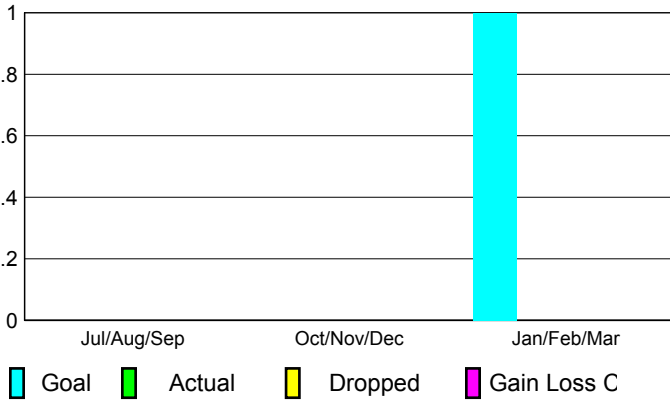
Club Results 2008-2009

Clubs 2007-2008

Month	New Club	Actual New	Actual Dropped	Gain/Loss of	Gain/Loss of
	Goal	New Clubs	Dropped Clubs	Clubs	Clubs
Jul/Aug/Sep	0	0	0	0	0
Oct/Nov/Dec	0	0	0	0	0
Jan/Feb/Mar	1	0	0	0	0
Totals	1	0	0	0	0

Club Results 2008-2009

Goal, New, Dropped, Gain/Loss



MEMBERSHIP

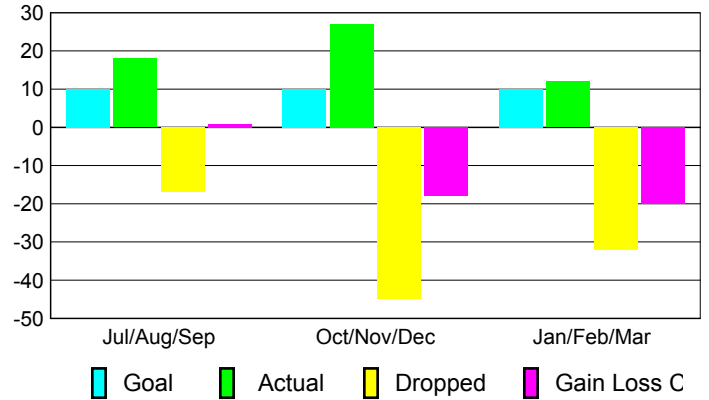
Membership Results 2008-2009

Membership 2007-2008

Month	Net Memb	Actual New	Actual Dropped	Gain/Loss of	Gain/Loss of
	Goal	Memb	Memb	Memb	Memb
Jul/Aug/Sep	10	18	-17	1	5
Oct/Nov/Dec	10	27	-45	-18	-11
Jan/Feb/Mar	10	12	-32	-20	-3
Totals	30	57	-94	-37	-9


Membership Results 2008-2009

Goal, New, Dropped, Gain/Loss



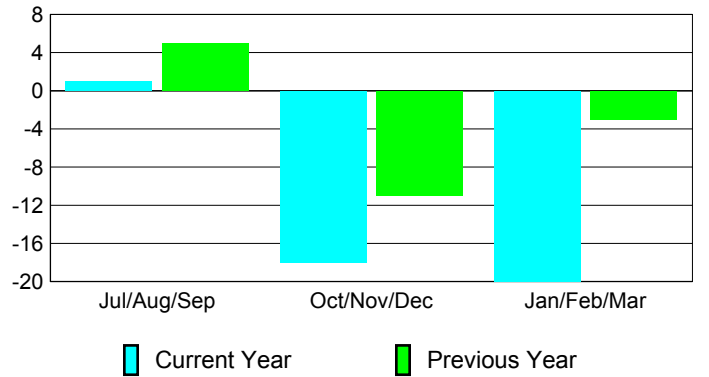
Comparison of Club Gain/Loss

Current Year Compared to the Previous Year




Comparison of Membership Gain/Loss

Current Year Compared to the Previous Year

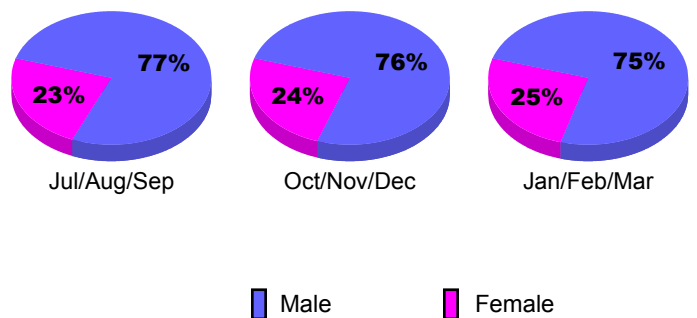


YTD Status Quo Clubs 2008-2009

Status Quo Clubs Compared to Status Quo Members



Gender Comparison 2008-2009





2008-2009 GMT Quarterly Report for District (or Undistricted) **District 43 Y**



GMT: **DENNIS D COBLER**

Location: **KENTUCKY**

GMT CA: **1 & 2**

CLUBS

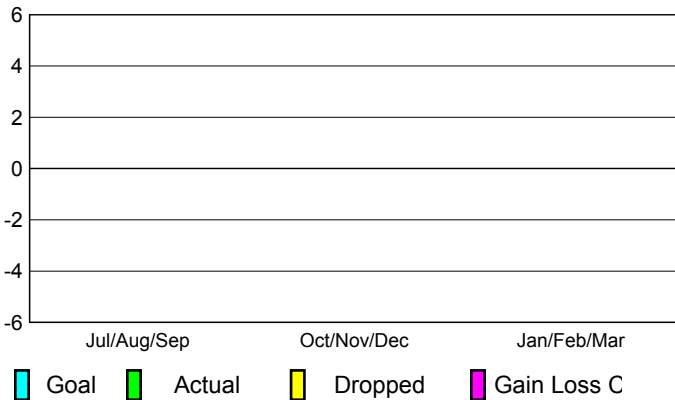
Club Results 2008-2009

Clubs 2007-2008

Month	New Club Goal	Actual New Clubs	Actual Dropped Clubs	Gain/Loss of Clubs	Gain/Loss of Clubs
Jul/Aug/Sep	0	0	0	0	0
Oct/Nov/Dec	0	0	0	0	-3
Jan/Feb/Mar	0	0	0	0	1
Totals	0	0	0	0	-2

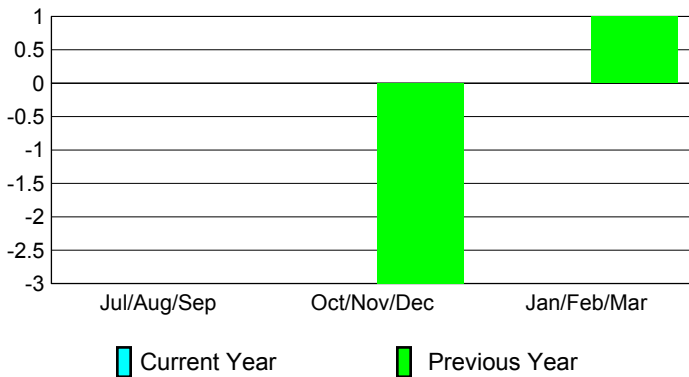
Club Results 2008-2009

Goal, New, Dropped, Gain/Loss



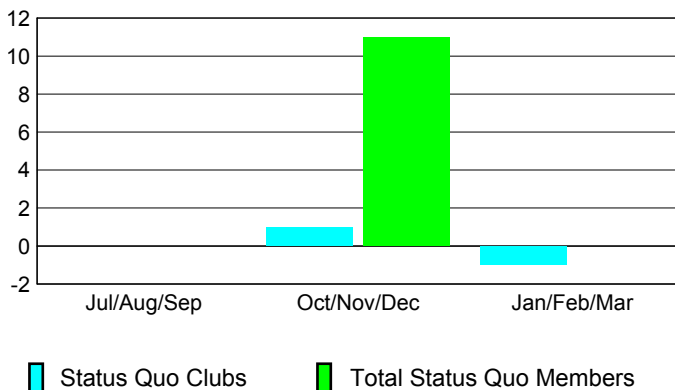
Comparison of Club Gain/Loss

Current Year Compared to the Previous Year



YTD Status Quo Clubs 2008-2009

Status Quo Clubs Compared to Status Quo Members



MEMBERSHIP

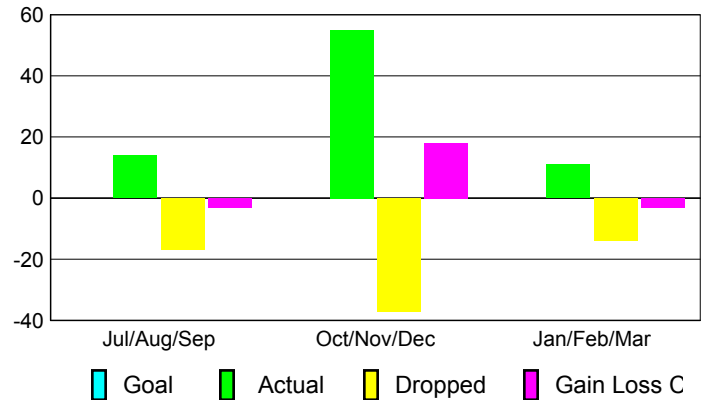
Membership Results 2008-2009

Membership 2007-2008

Month	Net Memb Goal	Actual New Memb	Actual Dropped Memb	Gain/Loss of Memb	Gain/Loss of Memb
Jul/Aug/Sep	0	14	-17	-3	-3
Oct/Nov/Dec	0	55	-37	18	-45
Jan/Feb/Mar	0	11	-14	-3	-7
Totals	0	80	-68	12	-55

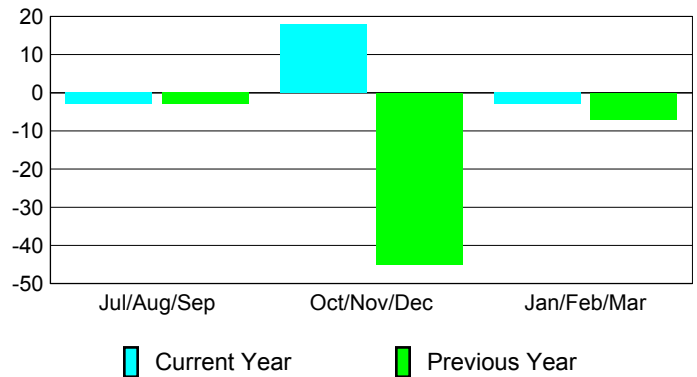
Membership Results 2008-2009

Goal, New, Dropped, Gain/Loss



Comparison of Membership Gain/Loss

Current Year Compared to the Previous Year



Gender Comparison 2008-2009

